

**MSHSAA State Championships**  
**Dramatic Interpretation**  
**Elimination round results**

**Final round**

Code	Name	Team	W-IE1	CO-IE1	BQ-IE1	Rank total	Judges pref.	Recips	Prelim Ranks	Prelim Recips	Prelim Points	Drop B/W prel pts	Place
116	Taylor Holcombe	Blue Springs High School	3 (23)	2 (23)	4 (22)	9		1.08	6	3.33	93	23.5	<b>1</b>
060	Savannah Phifer	Mansfield High School	1 (25)	8 (16)	1 (25)	10		2.13	12	2.00	77	19.5	<b>2</b>
068	Brian Kantanka	Park Hill High School	4 (22)	4 (20)	3 (23)	11		0.83	10	2.08	84	23	<b>3</b>
046	Jordan Allen	Parkview High School	6 (22)	1 (24)	6 (21)	13	4	1.34	9	2.25	92	22.5	<b>4</b>
047	Alexis Lumley	Camdenton High School	2 (24)	3 (21)	8 (21)	13	5	0.96	7	2.50	91	23	<b>5</b>
079	Julia Diekmeier	Marshfield High School	7 (21)	6 (18)	2 (24)	15		0.81	8	2.75	91	23	<b>6</b>
013	Alison Gillespie	Raymore-Peculiar High School	5 (22)	7 (17)	5 (22)	17		0.54	9	1.83	88	22	<b>7</b>
077	Jordan Martin	Blue Springs South High School	8 (20)	5 (19)	7 (21)	20		0.47	10	1.99	91	23	<b>8</b>

This tournament is being run using SpeechWire Tournament Services software - [www.SpeechWire.com](http://www.SpeechWire.com).  
 © 2004-2013 Ben Stewart - All Rights Reserved. SpeechWire version 4.18.009.

MSHSAA State Championships

**Duet Acting**

Elimination round results

Final round

Code	Name	Team	M-IE1	AP-IE1	AI-IE1	Rank total	Judges pref.	Recips	Prelim Ranks	Prelim Recips	Prelim Points	Drop B/W prel pts	Place
072	Jimmy Sitzman and BreeYauna Patterson	Liberty High School	1 (25)	3 (23)	1 (24)	5		2.33	11	2.45	87	21.5	<b>1</b>
013	Austin Loar and Dane Schnake	Raymore-Peculiar High School	2 (24)	5 (21)	2 (24)	9		1.20	6	3.33	96	25	<b>2</b>
009	Kenny Tran and Emma Allman	Liberty North High School	8 (18)	1 (25)	3 (23)	12		1.46	9	2.58	85	21.5	<b>3</b>
116	Taylor Holcombe and Blake Knapp	Blue Springs High School	3 (23)	7 (19)	4 (23)	14		0.72	5	3.50	97	24.5	<b>4</b>
051	Brady Smith and Andrew Groom	Pacific High School	4 (22)	6 (20)	5 (21)	15	5	0.62	12	1.67	89	22	<b>5</b>
046	Chase Brown and Alex Moffatt	Parkview High School	6 (20)	2 (24)	7 (20)	15	6	0.81	9	1.83	90	23.5	<b>6</b>
035	Justin Oller and Tanner Westmoreland	Branson High School	5 (21)	4 (22)	8 (19)	17		0.58	10	1.99	92	23	<b>7</b>
089	Rigel Robinson and Yasmin Younis	Parkway West High School	7 (19)	8 (20)	6 (21)	21		0.44	10	2.08	92	23.5	<b>8</b>

This tournament is being run using SpeechWire Tournament Services software - www.SpeechWire.com.  
 © 2004-2013 Ben Stewart - All Rights Reserved. SpeechWire version 4.18.009.

**MSHSAA State Championships**  
**Humorous Interpretation**  
**Elimination round results**  
**Final round**

Code	Name	Team	BQ-IE2	CB-IE1	CQ-IE1	Rank total	Judges pref.	Recips	Prelim Ranks	Prelim Recips	Prelim Points	Drop B/W prel pts	Place
013	Dane Schnake	Raymore-Peculiar High School	3 (24)	1 (22)	6 (17)	10		1.50	5	3.50	98	24.5	<b>1</b>
079	HAYLEY RADER	Marshfield High School	5 (22)	2 (21)	4 (19)	11	2	0.95	8	2.75	94	24	<b>2</b>
097	Laura Grisham	West Plains High School	2 (25)	4 (19)	5 (18)	11	3	0.95	7	2.83	95	24	<b>3</b>
089	Rigel Robinson	Parkway West High School	7 (18)	3 (20)	2 (21)	12		0.97	12	1.83	87	21.5	<b>4</b>
017	Noah Jermain	Savannah High School	4 (23)	6 (17)	3 (20)	13		0.75	6	3.00	94	23	<b>5</b>
082	Josiah Klassen	Nixa High School	1 (25)	5 (18)	8 (15)	14	6	1.33	11	1.49	91	23	<b>6</b>
004	Michael Cohen	Truman High School	6 (21)	7 (16)	1 (22)	14	7	1.31	7	2.50	98	24.5	<b>7</b>
024	John Hallemeier	Francis Howell North High School	8 (16)	8 (16)	7 (16)	23		0.40	4	4.00	97	24	<b>8</b>

This tournament is being run using SpeechWire Tournament Services software - www.SpeechWire.com.  
 © 2004-2013 Ben Stewart - All Rights Reserved. SpeechWire version 4.18.009.

**MSHSAA State Championships**  
**International Extemporaneous Speaking**  
**Elimination round results**

**Final round**

Code	Name	Team	BI-IE1	B-IE1	CT-IE1	Rank total	Judges pref.	Recips	Prelim Ranks	Prelim Recips	Prelim Points	Drop B/W prel pts	Place
033	Asha Thanki	Parkway South High School	2 (22)	1 (25)	1 (21)	4		2.50	10	2.50	91	23	<b>1</b>
069	Nancy Fairbank	Central (Springfield) High School	3 (21)	4 (21)	3 (19)	10		0.91	8	2.33	95	24	<b>2</b>
087	Mercer Martin	Willard High School	8 (10)	2 (24)	2 (20)	12	3	1.13	7	2.83	93	23.5	<b>3</b>
046	Hussain Rao	Parkview High School	1 (23)	6 (19)	5 (17)	12	4	1.37	12	2.00	83	22.5	<b>4</b>
109	Ashwath Kumar	Hickman High School	4 (20)	8 (19)	4 (18)	16		0.63	8	2.66	92	23	<b>5</b>
081	David Rivera	Brentwood High School	6 (14)	5 (20)	6 (16)	17		0.54	12	2.00	90	23	<b>6</b>
062	Jason Tian	Warrensburg High School	7 (11)	3 (23)	8 (14)	18		0.60	10	1.75	93	23	<b>7</b>
021	Jonathan Christy	Lee's Summit High School	5 (15)	7 (19)	7 (15)	19		0.48	9	2.70	89	22	<b>8</b>

This tournament is being run using SpeechWire Tournament Services software - www.SpeechWire.com.  
 © 2004-2013 Ben Stewart - All Rights Reserved. SpeechWire version 4.18.009.

**MSHSAA State Championships**

**One-Act Play**

**Elimination round results**

**Final round**

Code	Name	Team	8887	88812	8889	Rank total	Judges pref.	Recips	Prelim Ranks	Prelim Recips	Prelim Points	Drop B/W prel pts	Place
013	Alyssa Moore, Omari Collins, Jamie Berry, Austin Loar, Katly	Raymore-Peculiar High School	1 (65)	1 (63)	2 (56)	4		2.50					<b>1</b>
051	Andrew Groom, Leslea Walter, Trish Baker, Jake Schultz, Alis	Pacific High School	2 (63)	2 (57)	1 (65)	5		2.00					<b>2</b>
072	Roslinde Rivera, Christine Conge, Cameron MacDonald, Stefani	Liberty High School	3 (61)	3 (50)	3 (54)	9		0.99					<b>3</b>
025	Austin Vance, Hannah Adkison, Curran Bean, Client Ferguson,	Lexington High School	4 (47)	4 (33)	4 (42)	12		0.75					<b>4</b>

**Semifinal round**

Code	Name	Team	8884	8885	8886	Rank total	Judges pref.	Recips	Spkr. points	Place
072	Roslinde Rivera, Christine Conge, Cameron MacDonald, Stefani	Liberty High School	2 (55)	1 (63)	1 (65)	4		2.50	183	<b>1</b>
025	Austin Vance, Hannah Adkison, Curran Bean, Client Ferguson,	Lexington High School	5 (45)	2 (59)	3 (61)	10		1.03	165	<b>2</b>
069	Emily Roberts, Tori Hartley, Taylor Moore, Benjamin Roberts,	Central (Springfield) High School	1 (61)	8 (48)	2 (64)	11		1.63	173	<b>3</b>
034	Dylan Goodman, Christian Plummer, Jacob Lauer, Sidny Groves,	Mexico High School	3 (51)	5 (52)	4 (60)	12		0.78	163	<b>4</b>
073	Garrett Maxey, Jorgue Martinez, Zeina Masri, Stephanie Schum	Monett High School	4 (50)	6 (51)	5 (51)	15		0.62	152	<b>5</b>
088	Alexia Phillips, Justin Pullin, Kathryn Krydynski, Wyatt Man	Jackson High School	8 (37)	3 (55)	6 (45)	17		0.63	137	<b>6</b>
097	Michelle Oliver, Jordan Mayle, Vera Gilbert, Dillon Cordel,	West Plains High School	6 (43)	4 (54)	9 (41)	19		0.53	138	<b>7</b>
004	Edward Zoller, Sarah Wood, Kasidy Newell, Abigail Shultz, Ja	Truman High School	7 (43)	7 (50)	8 (41)	22		0.41	134	<b>8</b>
033	Tyler Myers, Rachel Thompson, Amy Cirio, Jenna Raithe, John	Parkway South High School	9 (37)	9 (47)	7 (44)	25		0.36	128	<b>9</b>

**Semifinal round**

Code	Name	Team	8881	88810	88811	Rank total	Judges pref.	Recips	Spkr. points	Place
013	Alyssa Moore, Omari Collins, Jamie Berry, Austin Loar, Katly	Raymore-Peculiar High School	2 (64)	1 (64)	1 (65)	4		2.50	193	<b>1</b>
051	Andrew Groom, Leslea Walter, Trish Baker, Jake Schultz, Alis	Pacific High School	3 (59)	2 (63)	2 (64)	7		1.33	186	<b>2</b>
046	Marquis Gash and Chandler Cooper	Parkview High School	1 (65)	4 (62)	4 (59)	9		1.50	186	<b>3</b>
032	Lauren Stocker, Kelsey Malone, Victoria Chancellor, Miranda	Fox High School	5 (54)	3 (62)	3 (63)	11		0.86	179	<b>4</b>
096	Meredith Gleason, Aislinn Hartman, Deja Edwards, Allie Hult,	Holt High School	4 (58)	5 (62)	7 (48)	16		0.59	168	<b>5</b>
100	Sean Bilke, Katherine Weaver, Tessa Foti, Zane Craigmile, Er	Joplin High School	6 (54)	6 (61)	6 (49)	18		0.51	164	<b>6</b>
020	Holly Null, Crystal Schamberger, Kayla Blystone, Britney Sch	Odessa High School	7 (54)	7 (57)	5 (51)	19		0.48	162	<b>7</b>
012	Kiefer Huff, Andy Malott, Kyle Knowles, Seth Durbin, Hedi Fa	Lafayette (St. Joseph) High School	8 (31)	8 (53)	8 (40)	24		0.39	124	<b>8</b>

**MSHSAA State Championships**  
**Original Oratory**  
**Elimination round results**  
**Final round**

Code	Name	Team	O-IE1	R-IE1	F-IE1	Rank total	Judges pref.	Recips	Prelim Ranks	Prelim Recips	Prelim Points	Drop B/W prel pts	Place
013	Andrea Ambam	Raymore-Peculiar High School	1 (25)	1 (24)	5 (23)	7	1	2.20	4	4.00	98	24.5	<b>1</b>
068	Ben Shinogle	Park Hill High School	3 (24)	2 (23)	2 (24)	7	2	1.33	9	1.83	93	23.5	<b>2</b>
078	Shelby Steingraeber	Francis Howell High School	2 (25)	6 (20)	1 (25)	9		1.67	12	2.40	88	22	<b>3</b>
023	Jerome Gregory	Ladue Horton Watkins High School	4 (24)	5 (21)	4 (23)	13		0.70	9	2.16	94	23	<b>4</b>
041	Blakely Broder	St. Charles West High School	5 (22)	3 (22)	6 (23)	14		0.70	12	1.95	86	21.5	<b>5</b>
017	Hannah Ingram	Savannah High School	7 (20)	4 (21)	7 (22)	18	6	0.53	6	3.00	94	23.5	<b>6</b>
100	Tess Harmon	Joplin High School	8 (19)	7 (17)	3 (23)	18	7	0.60	12	2.42	89	22.5	<b>7</b>
079	Ashley Hopper	Marshfield High School	6 (22)	8 (16)	8 (20)	22		0.43	12	1.53	85	22	<b>8</b>

This tournament is being run using SpeechWire Tournament Services software - [www.SpeechWire.com](http://www.SpeechWire.com).  
 © 2004-2013 Ben Stewart - All Rights Reserved. SpeechWire version 4.18.009.

**MSHSAA State Championships**  
**Poetry Reading**  
**Elimination round results**  
**Final round**

Code	Name	Team	AO-IE1	BK-IE1	O-IE2	Rank total	Judges pref.	Recips	Prelim Ranks	Prelim Recips	Prelim Points	Drop B/W prel pts	Place
116	Lyric Davis	Blue Springs High School	2 (25)	1 (25)	2 (24)	5		2.00	7	2.83	96	24	<b>1</b>
002	Jackson Ackman	Maryville High School	1 (25)	5 (19)	1 (25)	7		2.20	11	1.91	91	22.5	<b>2</b>
080	Ravyn Brooks	Lee's Summit North High School	3 (24)	3 (22)	4 (22)	10		0.91	6	3.33	99	25	<b>3</b>
049	Julian Marshall	Rockhurst High School	4 (22)	2 (23)	7 (19)	13		0.89	9	2.25	92	24	<b>4</b>
064	Kathleen Kohler	Oakville High School	6 (19)	4 (20)	5 (21)	15		0.62	11	2.00	88	22	<b>5</b>
004	Sicity Mathenia	Truman High School	7 (15)	6 (18)	3 (23)	16		0.64	7	2.83	88	22	<b>6</b>
043	Gillian MWangi	Jefferson City High School	5 (21)	8 (15)	6 (20)	19		0.50	8	2.00	93	23.5	<b>7</b>
099	Ransom Hook	Winnetonka High School	8 (14)	7 (16)	8 (18)	23		0.40	10	2.53	87	22.5	<b>8</b>

This tournament is being run using SpeechWire Tournament Services software - www.SpeechWire.com.  
© 2004-2013 Ben Stewart - All Rights Reserved. SpeechWire version 4.18.009.

**MSHSAA State Championships**  
**Prose Reading**  
**Elimination round results**  
**Final round**

Code	Name	Team	AW-IE1	Z-IE1	CJ-IE1	Rank total	Judges pref.	Recips	Prelim Ranks	Prelim Recips	Prelim Points	Drop B/W prel pts	Place
052	Gregory Reeves	Pleasant Hill High School	3 (22)	2 (24)	2 (24)	7		1.33	11	2.00	93	23	<b>1</b>
013	Elisabeth Pennington	Raymore-Peculiar High School	6 (19)	1 (25)	3 (23)	10	2	1.50	11	1.70	90	22.5	<b>2</b>
051	Trish Baker	Pacific High School	2 (23)	4 (22)	4 (22)	10	3	1.00	10	2.50	89	22	<b>3</b>
093	Marissa Steele	Ozark High School	1 (24)	3 (23)	8 (18)	12		1.46	8	2.33	95	23.5	<b>4</b>
009	Luce Apollon	Liberty North High School	7 (18)	7 (19)	1 (25)	15		1.28	10	2.50	88	22	<b>5</b>
056	Alexa Menendez	St. James High School	4 (21)	5 (21)	7 (19)	16	6	0.59	10	2.53	91	23	<b>6</b>
016	Miranda Johnson	Neosho High School	5 (20)	6 (20)	5 (21)	16	7	0.57	10	2.08	88	23	<b>7</b>
100	Saniya Ablatt	Joplin High School	8 (17)	8 (18)	6 (20)	22		0.43	10	1.66	90	23	<b>8</b>

This tournament is being run using SpeechWire Tournament Services software - www.SpeechWire.com.  
© 2004-2013 Ben Stewart - All Rights Reserved. SpeechWire version 4.18.009.



**MSHSAA State Championships**  
**Radio Speaking**  
**Elimination round results**  
**Final round**

Code	Name	Team	CN-IE1	K-IE1	DI-IE1	Rank total	Judges pref.	Recips	Prelim Ranks	Prelim Recips	Prelim Points	Drop B/W prel pts	Place
078	Shelby Steingraeber	Francis Howell High School	1 (24)	5 (20)	4 (20)	10	1	1.45	4	4.00	97	24.5	<b>1</b>
087	Greg Hamilton	Willard High School	4 (23)	1 (23)	5 (18)	10	2	1.45	8	2.00	89	22.5	<b>2</b>
079	Taylor Price	Marshfield High School	6 (21)	2 (22)	2 (23)	10		1.17	6	3.00	93	23	<b>3</b>
034	Jordan Henry	Mexico High School	3 (23)	4 (21)	3 (21)	10		0.91	13	2.37	79	21.5	<b>4</b>
109	Ashwath Kumar	Hickman High School	2 (24)	3 (21)	6 (16)	11		1.00	6	3.33	92	24	<b>5</b>
020	Lesley Kleyh	Odessa High School	5 (21)	6 (19)	1 (24)	12		1.37	8	2.66	88	21.5	<b>6</b>
056	Caleb Jones	St. James High School	7 (17)	7 (16)	7 (14)	21		0.42	14	1.33	81	21.5	<b>7</b>
090	Jackson Pilgrim	Glendale High School	8 (0)	8 (0)	8 (0)	24		0.39	12	1.50	87	22.5	<b>8</b>

This tournament is being run using SpeechWire Tournament Services software - www.SpeechWire.com.  
© 2004-2013 Ben Stewart - All Rights Reserved. SpeechWire version 4.18.009.

**MSHSAA State Championships  
Reader's Theatre  
Elimination round results**

**Final round**

Code	Name	Team	88810	8881	8884	Rank total	Judges pref.	Recips	Prelim Ranks	Prelim Recips	Prelim Points	Drop B/W prel pts	Place
087	Jacob Brumfield, Hyrum Adams, Samuel Edwards, Brock Andrus,	Willard High School	1 (50)	2 (49)	2 (49)	5		2.00					1
082	Kody Procell, Nathan Weekley, Kaitlyn Faseler, Shelby Harvey	Nixa High School	2 (48)	3 (47)	1 (50)	6		1.83					2
013	Lauren Ellsworth, Dalton Shumaker, Edward Whelan, Jonah Desn	Raymore-Peculiar High School	3 (47)	1 (49)	3 (48)	7		1.66					3
109	Dylan Hosmer-Quint, Wyatt Wilkerson, Andrew Kessel, Zach Bur	Hickman High School	4 (37)	4 (46)	4 (40)	12		0.75					4

**Semifinal round**

Code	Name	Team	88812	8882	8883	Rank total	Judges pref.	Recips	Spkr. points	Place
109	Dylan Hosmer-Quint, Wyatt Wilkerson, Andrew Kessel, Zach Bur	Hickman High School	2 (47)	1 (44)	3 (48)	6	1	1.83	139	1
082	Kody Procell, Nathan Weekley, Kaitlyn Faseler, Shelby Harvey	Nixa High School	3 (46)	2 (41)	1 (49)	6	2	1.83	136	2
025	Suzann Collins, Emily Nordsieck, Jack Wrisinger, Katelyn Job	Lexington High School	1 (50)	5 (38)	2 (49)	8		1.70	137	3
105	Andrea Stewart, Tristan Newell, Annie Roe, Gabriella Monachi	St. Pius X (Kansas City) High School	4 (35)	4 (39)	4 (47)	12		0.75	121	4
004	Allison Timko, Jalene Reed, Audrey Levota, Lexee Nelson, Lau	Truman High School	5 (30)	3 (40)	6 (43)	14		0.70	113	5
018	Paige Kobermann, Samantha DeBlois, Lesley Chatman, Bethany B	Central (Park Hills) High School	6 (24)	6 (36)	5 (46)	17		0.54	106	6
073	Sarah Burton, Andrew Gilliam, Kiersten Harper, Tanesha Eden,	Monett High School	7 (23)	7 (36)	7 (44)	21		0.42	103	7
097	Caleb Gill, Allison Whittingham, Samuel Dodson, Lindsay Rand	West Plains High School	8 (15)	8 (35)	8 (43)	24		0.39	93	8

**Semifinal round**

Code	Name	Team	8887	8888	8889	Rank total	Judges pref.	Recips	Spkr. points	Place
087	Jacob Brumfield, Hyrum Adams, Samuel Edwards, Brock Andrus,	Willard High School	1 (48)	2 (49)	1 (46)	4		2.50	143	1
013	Lauren Ellsworth, Dalton Shumaker, Edward Whelan, Jonah Desn	Raymore-Peculiar High School	3 (45)	1 (49)	3 (43)	7		1.66	137	2
058	Robert Love, Marilyn Gund, Emma Chereskin, Maalik Shakoor, L	Clayton High School	2 (47)	3 (43)	6 (35)	11		1.00	125	3
088	Corey Robertson, Elisabeth Hickle, Julie Bollinger, Claire K	Jackson High School	4 (41)	8 (22)	2 (44)	14		0.88	107	4
100	Savannah Hoagland, Madison Mauldin, Forrest Barnard, Yekater	Joplin High School	6 (35)	6 (28)	4 (36)	16	5	0.59	99	5
036	Carol Coggins, Colby Jones, Brianna Bass, Ana Zerpa Pita, Sa	Kirkville High School	7 (35)	4 (36)	5 (36)	16	6	0.59	107	6
062	Kimberly Sommerkamp, Taylor Inwood, Elizabeth Shore, Rachel	Warrensburg High School	5 (41)	5 (32)	7 (30)	17		0.54	103	7
009	Brittany Culp, Hannah Crose, Oscar Barasz, Darby Gillman, Jo	Liberty North High School	8 (33)	7 (22)	8 (30)	23		0.40	85	8

MSHSAA State Championships

**Storytelling**

Elimination round results

Final round

Code	Name	Team	AF-IE1	CV-IE1	DD-IE1	Rank total	Judges pref.	Recips	Prelim Ranks	Prelim Recips	Prelim Points	Drop B/W prel pts	Place
039	Dominic Hernandez	Oak Park High School	2 (25)	2 (24)	1 (25)	5		2.00	6	3.33	96	24	<b>1</b>
052	Gregory Reeves	Pleasant Hill High School	1 (25)	1 (25)	4 (23)	6		2.25	10	1.75	85	23.5	<b>2</b>
077	Ryan Mccrary	Blue Springs South High School	3 (24)	3 (23)	6 (22)	12		0.83	10	1.75	91	23	<b>3</b>
017	Tori Turner	Savannah High School	4 (23)	4 (22)	5 (22)	13	4	0.70	6	3.00	94	23.5	<b>4</b>
051	Leslea Walter	Pacific High School	6 (20)	5 (21)	2 (24)	13	5	0.87	11	2.50	93	23.5	<b>5</b>
097	Dillon Cordel	West Plains High School	5 (21)	6 (20)	3 (23)	14		0.70	6	3.33	96	24	<b>6</b>
009	Lauren VanNess	Liberty North High School	8 (20)	7 (19)	7 (22)	22		0.41	10	1.99	92	23	<b>7</b>
050	Courtney Mangram	Lee's Summit West High School	7 (20)	8 (18)	8 (21)	23		0.40	9	2.16	90	22.5	<b>8</b>

This tournament is being run using SpeechWire Tournament Services software - www.SpeechWire.com.  
 © 2004-2013 Ben Stewart - All Rights Reserved. SpeechWire version 4.18.009.

**MSHSAA State Championships**  
**US Extemporaneous Speaking**  
**Elimination round results**  
**Final round**

Code	Name	Team	AG-IE1	CU-IE1	CW-IE1	Rank total	Judges pref.	Recips	Prelim Ranks	Prelim Recips	Prelim Points	Drop B/W prel pts	Place
009	Jessica Pittman	Liberty North High School	1 (25)	1 (24)	2 (24)	4		2.50	6	3.33	95	24.5	<b>1</b>
081	Dallas Neely	Brentwood High School	2 (24)	2 (23)	4 (22)	8		1.25	6	3.00	90	24	<b>2</b>
004	Damon Brown	Truman High School	6 (18)	4 (19)	1 (25)	11	3	1.42	5	3.50	96	25	<b>3</b>
016	Kaci Culp	Neosho High School	3 (23)	5 (18)	3 (23)	11	4	0.86	8	2.33	94	23.5	<b>4</b>
079	AVERY DAY	Marshfield High School	4 (20)	3 (20)	5 (21)	12		0.78	9	2.16	88	21.5	<b>5</b>
072	Max Accardi	Liberty High School	5 (19)	8 (15)	6 (20)	19		0.50	5	3.50	94	24	<b>6</b>
010	Conor Browne	Kickapoo High School	8 (16)	6 (17)	7 (19)	21		0.44	11	1.49	86	21	<b>7</b>
023	Sarah Allen	Ladue Horton Watkins High School	7 (17)	7 (16)	8 (18)	22		0.41	6	3.33	97	24.5	<b>8</b>

This tournament is being run using SpeechWire Tournament Services software - www.SpeechWire.com.  
 © 2004-2013 Ben Stewart - All Rights Reserved. SpeechWire version 4.18.009.

## MSHSAA State Championships Dramatic Interpretation

Code	Team	Dist.	Competitor(s)	Prelims		Rank total	Recips	Spkr. points	Drop B/W points	Prelim result
				1	2					
008	Smith-Cotton High School	1	Tristin Baro	3 (23), 7 (16)	4 (20), 5 (13)	19	0.92	72	18	<b>18</b>
009	Liberty North High School	3	Katherine Herrick	6 (18), 1 (25)	5 (18), 3 (22)	15	1.70	83	20	<b>14</b>
013	Raymore-Peculiar High School	9	Alison Gillespie	3 (22), 2 (24)	2 (20), 2 (22)	9	1.83	88	22	<b>5</b>
018	Central (Park Hills) High School	7	Lesley Chatman	5 (20), 6 (19)	4 (19), 7 (18)	22	0.76	76	19	<b>22</b>
025	Lexington High School	1	Andrea Hulver	4 (19), 5 (21)	3 (16), 4 (20)	16	1.03	76	19.5	<b>16</b>
042	Carthage High School	5	Wendy Contreras	7 (16), 7 (18)	6 (11), 7 (16)	27	0.59	61	16	<b>27</b>
043	Jefferson City High School	4	Gillian MWangi	2 (21), 5 (21)	5 (18), 2 (17)	14	1.40	77	19.5	<b>13</b>
046	Parkview High School	8	Jordan Allen	2 (22), 4 (22)	2 (23), 1 (25)	9	2.25	92	22.5	<b>4</b>
047	Camdenton High School	6	Alexis Lumley	2 (24), 1 (23)	2 (21), 2 (23)	7	2.50	91	23	<b>2</b>
048	Salisbury High School	2	Devon Bennett	3 (21), 7 (17)	7 (16), 6 (12)	23	0.78	66	16.5	<b>25</b>
058	Clayton High School	4	Emma Riley	7 (19), 4 (18)	5 (13), 5 (19)	21	0.79	69	18.5	<b>21</b>
059	Hallsville High School	2	Terry DeWeese	5 (20), 1 (25)	3 (22), 4 (22)	13	1.78	89	22	<b>12</b>
060	Mansfield High School	8	Savannah Phifer	1 (23), 2 (24)	6 (16), 3 (14)	12	2.00	77	19.5	<b>8</b>
061	Diamond High School	5	Logan Johns	6 (20), 6 (16)	5 (20), 5 (19)	22	0.74	75	19.5	<b>24</b>
068	Park Hill High School	3	Brian Kantanka	1 (24), 3 (23)	2 (23), 4 (14)	10	2.08	84	23	<b>6</b>
072	Liberty High School	3	Haley Brown	6 (17), 1 (24)	4 (21), 2 (24)	13	1.92	86	22.5	<b>10</b>
077	Blue Springs South High School	9	Jordan Martin	3 (21), 3 (23)	1 (24), 3 (23)	10	1.99	91	23	<b>7</b>
079	Marshfield High School	8	Julia Diekmeier	4 (20), 2 (23)	1 (25), 1 (23)	8	2.75	91	23	<b>3</b>
080	Lee's Summit North High School	9	Eboni Moore	5 (19), 3 (22)	3 (20), 1 (24)	12	1.86	85	21	<b>9</b>
083	Hermann High School	6	Cullen Horstmann	1 (24), 5 (19)	3 (21), 7 (11)	16	1.67	75	20	<b>15</b>
086	El Dorado Springs High School	5	Michaela Leedy	6 (15), 6 (20)	6 (17), 4 (21)	22	0.76	73	18.5	<b>23</b>
088	Jackson High School	7	Alexia Phillips	4 (22), 5 (17)	7 (10), 3 (21)	19	0.92	70	19	<b>19</b>
091	Eldon High School	6	Micaela Voegeli	4 (20), 4 (22)	4 (14), 6 (18)	18	0.92	74	19	<b>17</b>
093	Ozark High School	8	Brandon Broughton	5 (21), 2 (22)	1 (23), 5 (20)	13	1.90	86	21.5	<b>11</b>
096	Holt High School	4	Nathan Hinds	2 (22), 6 (18)	7 (16), 6 (19)	21	0.98	75	18.5	<b>20</b>
106	California High School	1	Maria Banda	7 (16), 4 (20)	6 (19), 6 (18)	23	0.73	73	18.5	<b>26</b>
116	Blue Springs High School	9	Taylor Holcombe	1 (25), 3 (21)	1 (24), 1 (23)	6	3.33	93	23.5	<b>1</b>

**MSHSAA State Championships  
Duet Acting**

Code	Team	Dist.	Competitor(s)	Prelims		Rank total	Recips	Spkr. points	Drop B/W points	Prelim result
				1	2					
002	Maryville High School	3	Emily Meyers and Kendra Henggeler	7 (13), 7 (16)	6 (19), 6 (20)	26	0.62	68	17.5	<b>28</b>
004	Truman High School	9	Tara Williams and Michael Cohen	4 (17), 3 (23)	6 (19), 1 (24)	14	1.75	83	21	<b>10</b>
009	Liberty North High School	3	Kenny Tran and Emma Allman	1 (23), 1 (24)	4 (18), 3 (20)	9	2.58	85	21.5	<b>3</b>
013	Raymore-Peculiar High School	9	Austin Loar and Dane Schnake	1 (25), 3 (21)	1 (25), 1 (25)	6	3.33	96	25	<b>2</b>
020	Odessa High School	1	Rachelle Engen and Lesley Kleyh	5 (15), 4 (22)	4 (18), 6 (15)	19	0.87	70	16.5	<b>20</b>
025	Lexington High School	1	Taylor Adkison and Dalton Grafton	2 (24), 2 (22)	7 (16), 4 (21)	15	1.39	83	21.5	<b>13</b>
031	Bolivar High School	8	Megan Sharman and Rebekah Farr	5 (21), 2 (21)	5 (17), 5 (15)	17	1.10	74	19	<b>15</b>
034	Mexico High School	2	Austin Weber and Kirby Weber	3 (23), 4 (21)	5 (15), 4 (22)	16	1.03	81	21.5	<b>14</b>
035	Branson High School	8	Justin Oller and Tanner Westmoreland	3 (22), 1 (25)	3 (21), 3 (24)	10	1.99	92	23	<b>6</b>
036	Kirksville High School	2	Joseph Benevento and Abigail Lang	7 (21), 4 (20)	6 (14), 6 (14)	23	0.73	69	17	<b>25</b>
046	Parkview High School	8	Chase Brown and Alex Moffatt	3 (19), 2 (24)	2 (23), 2 (24)	9	1.83	90	23.5	<b>4</b>
051	Pacific High School	6	Brady Smith and Andrew Groom	2 (22), 6 (20)	2 (22), 2 (25)	12	1.67	89	22	<b>8</b>
059	Hallsville High School	2	Terry DeWeese and TONY DeWeese	7 (7), 5 (20)	8 (15), 8 (19)	28	0.60	61	17	<b>29</b>
067	College Heights Christian High School	5	Lauden Baker and Savannah Beaver	6 (9), 7 (19)	3 (20), 2 (24)	18	1.14	72	19.5	<b>16</b>
071	Osage High School	6	Marisol Cepeda and Kristian Hess	5 (21), 6 (19)	7 (18), 2 (23)	20	1.01	81	20	<b>21</b>
072	Liberty High School	3	Jimmy Sitzman and BreeYauna Patterson	1 (25), 4 (19)	1 (21), 5 (22)	11	2.45	87	21.5	<b>7</b>
074	Owensville High School	6	Trevor Nicks and Alynn Chaney	8 (11), 1 (23)	7 (13), 7 (11)	23	1.41	58	12	<b>23</b>
077	Blue Springs South High School	9	Sydney Brown and Zachary Estep	3 (23), 5 (18)	1 (23), 5 (21)	14	1.73	85	22	<b>11</b>
079	Marshfield High School	8	HAYLEY RADER and Julia Diekmeier	4 (20), 8 (15)	3 (21), 4 (22)	19	0.96	78	20.5	<b>19</b>
081	Brentwood High School	4	Lucy Sappington and Christopher Williams	7 (21), 7 (16)	3 (21), 3 (22)	20	0.94	80	21	<b>22</b>
084	Seneca High School	5	Mason Wilkes and Josh Griner	2 (24), 1 (23)	6 (14), 5 (19)	14	1.87	80	21	<b>9</b>
088	Jackson High School	7	Kacie Sandlin and Colten Groh	6 (21), 6 (17)	5 (19), 7 (21)	24	0.68	78	20	<b>26</b>
089	Parkway West High School	4	Rigel Robinson and Yasmin Younis	2 (25), 3 (22)	4 (20), 1 (25)	10	2.08	92	23.5	<b>5</b>
096	Holt High School	4	Grace Malinee and Nathan Hinds	6 (14), 6 (20)	4 (21), 7 (21)	23	0.73	76	20.5	<b>24</b>
100	Joplin High School	5	Jaytrick Carlos and Zane Craigmile	4 (22), 5 (20)	2 (21), 3 (22)	14	1.28	85	21.5	<b>12</b>
101	Doniphan High School	7	Michelle Holmes and Clinton Sorrell	5 (15), 5 (20)	7 (13), 7 (14)	24	0.68	62	14.5	<b>27</b>
102	Zalma High School	7	Jennifer Ware and Kaitlin Northern	6 (21), 7 (18)	2 (22), 4 (18)	19	1.06	79	19.5	<b>18</b>
114	Cole Camp High School	1	Emily Kollbaum and Sean Murphy	4 (22), 3 (20)	5 (20), 6 (21)	18	0.95	83	20.5	<b>17</b>
116	Blue Springs High School	9	Taylor Holcombe and Blake Knapp	1 (25), 2 (24)	1 (23), 1 (25)	5	3.50	97	24.5	<b>1</b>

**MSHSAA State Championships**  
**Humorous Interpretation**

Code	Team	Dist.	Competitor(s)	Prelims		Rank total	Recips	Spkr. points	Drop B/W points	Prelim result
				1	2					
004	Truman High School	9	Michael Cohen	2 (24), 2 (25)	1 (25), 2 (24)	7	2.50	98	24.5	<b>5</b>
009	Liberty North High School	3	Kenny Tran	2 (24), 1 (25)	4 (20), 6 (20)	13	1.92	89	22	<b>11</b>
013	Raymore-Peculiar High School	9	Dane Schnake	1 (24), 2 (25)	1 (25), 1 (24)	5	3.50	98	24.5	<b>2</b>
014	Marshall High School	1	Andrew Markes	7 (20), 5 (22)	3 (21), 2 (23)	17	1.17	86	21.5	<b>14</b>
017	Savannah High School	3	Noah Jermain	1 (23), 2 (23)	2 (23), 1 (25)	6	3.00	94	23	<b>3</b>
022	Fair Grove High School	8	Morgan Fender	4 (22), 6 (21)	6 (18), 6 (21)	22	0.76	82	21	<b>22</b>
024	Francis Howell North High School	4	John Hallemeier	1 (25), 1 (24)	1 (24), 1 (24)	4	4.00	97	24	<b>1</b>
025	Lexington High School	1	Andrew Schroeder	6 (16), 6 (19)	7 (21), 6 (16)	25	0.65	72	17.5	<b>25</b>
034	Mexico High School	2	Alex Shaw	6 (18), 7 (17)	5 (21), 5 (18)	23	0.71	74	18	<b>23</b>
042	Carthage High School	5	Jesse Comeau	7 (17), 6 (17)	7 (10), 7 (17)	27	0.59	61	17	<b>27</b>
044	Festus High School	7	Mackenzie Freerksen	7 (16), 7 (17)	6 (15), 5 (20)	25	0.65	68	16.5	<b>26</b>
046	Parkview High School	8	Alex Moffatt	4 (19), 5 (20)	2 (24), 3 (21)	14	1.28	84	20.5	<b>13</b>
047	Camdenton High School	6	Derrick Ritchie	5 (18), 5 (20)	3 (22), 7 (14)	20	0.87	74	19	<b>20</b>
050	Lee's Summit West High School	9	Courtney Mangram	6 (17), 6 (19)	5 (17), 3 (22)	20	0.87	75	18	<b>19</b>
053	Helias Catholic High School	6	MacKenzie Mertens	6 (20), 7 (20)	6 (17), 5 (15)	24	0.68	72	18.5	<b>24</b>
058	Clayton High School	4	Audrey Palmer	5 (21), 3 (24)	5 (18), 6 (14)	19	0.90	77	19.5	<b>17</b>
059	Hallsville High School	2	Tonia Bartlett	5 (18), 4 (22)	4 (20), 4 (18)	17	0.95	78	19	<b>16</b>
067	College Heights Christian High School	5	Lauden Baker	3 (23), 4 (23)	6 (21), 4 (20)	17	1.00	87	22	<b>15</b>
072	Liberty High School	3	Kelsey Lewis	4 (22), 3 (23)	4 (21), 2 (23)	13	1.33	89	22.5	<b>12</b>
073	Monett High School	5	Garrett Maxey	3 (23), 4 (22)	2 (24), 3 (23)	12	1.41	92	23	<b>10</b>
077	Blue Springs South High School	9	Dakota Henning	5 (20), 2 (24)	3 (21), 2 (24)	12	1.53	89	22.5	<b>9</b>
079	Marshfield High School	8	HAYLEY RADER	1 (25), 1 (25)	2 (23), 4 (21)	8	2.75	94	24	<b>6</b>
082	Nixa High School	8	Josiah Klassen	2 (24), 3 (24)	3 (21), 3 (22)	11	1.49	91	23	<b>7</b>
089	Parkway West High School	4	Rigel Robinson	3 (20), 1 (24)	4 (21), 4 (22)	12	1.83	87	21.5	<b>8</b>
097	West Plains High School	6	Laura Grisham	2 (22), 3 (23)	1 (25), 1 (25)	7	2.83	95	24	<b>4</b>
102	Zalma High School	7	Jennifer Ware	4 (21), 5 (19)	5 (20), 5 (22)	19	0.85	82	20.5	<b>18</b>
110	Tipton High School	1	Makayla Morris	3 (22), 4 (19)	7 (16), 7 (13)	21	0.86	70	17.5	<b>21</b>
113	Harrisburg High School	2	Collin Guill	7 (15), 7 (18)	7 (17), 7 (21)	28	0.56	71	17.5	<b>28</b>

**MSHSAA State Championships**  
**International Extemporaneous Speaking**

Code	Team	Dist.	Competitor(s)	Prelims		Rank total	Recips	Spkr. points	Drop B/W points	Prelim result
				1	2					
002	Maryville High School	3	Jonathan Rogers	4 (21), 4 (21)	6 (19), 6 (19)	20	0.84	80	20	<b>21</b>
010	Kickapoo High School	8	George Win	1 (24), 5 (20)	3 (23), 4 (21)	13	1.78	88	22	<b>11</b>
013	Raymore-Peculiar High School	9	Alison Gillespie	6 (17), 2 (23)	4 (21), 5 (21)	17	1.12	82	21	<b>19</b>
016	Neosho High School	5	Victoria Michael	3 (21), 2 (24)	5 (20), 5 (20)	15	1.23	85	20.5	<b>16</b>
017	Savannah High School	3	Paris Nichols	2 (23), 3 (16)	6 (19), 4 (21)	15	1.25	79	20	<b>15</b>
021	Lee's Summit High School	9	Jonathan Christy	5 (20), 2 (20)	1 (25), 1 (24)	9	2.70	89	22	<b>4</b>
028	Stover High School	1	Colton Knierim	6 (10), 4 (15)	5 (20), 6 (20)	21	0.79	65	17.5	<b>22</b>
033	Parkway South High School	4	Asha Thanki	4 (20), 1 (25)	4 (21), 1 (25)	10	2.50	91	23	<b>5</b>
042	Carthage High School	5	Brandon Splitter	3 (21), 1 (21)	5 (20), 6 (19)	15	1.70	81	20.5	<b>14</b>
046	Parkview High School	8	Hussain Rao	1 (25), 6 (13)	3 (21), 2 (24)	12	2.00	83	22.5	<b>8</b>
050	Lee's Summit West High School	9	Connor Stewart	5 (17), 5 (22)	2 (23), 1 (24)	13	1.90	86	22.5	<b>10</b>
058	Clayton High School	4	Alexander Meneses	3 (21), 5 (20)	4 (20), 3 (22)	15	1.11	83	20.5	<b>17</b>
062	Warrensburg High School	1	Jason Tian	2 (23), 4 (23)	2 (24), 2 (23)	10	1.75	93	23	<b>6</b>
069	Central (Springfield) High School	8	Nancy Fairbank	1 (24), 3 (23)	2 (24), 2 (24)	8	2.33	95	24	<b>3</b>
072	Liberty High School	3	Monica Gehrig	5 (18), 3 (21)	1 (24), 4 (22)	13	1.78	85	21.5	<b>12</b>
073	Monett High School	5	Charles Johnson	4 (21), 5 (14)	1 (25), 3 (23)	13	1.78	83	22	<b>13</b>
080	Lee's Summit North High School	9	Justin Hankins	2 (23), 3 (22)	2 (23), 5 (20)	12	1.53	88	22.5	<b>9</b>
081	Brentwood High School	4	David Rivera	2 (23), 6 (19)	3 (23), 1 (25)	12	2.00	90	23	<b>7</b>
085	Sikeston High School	7	David Burch	6 (15), 6 (15)	5 (15), 5 (20)	22	0.74	65	15	<b>23</b>
087	Willard High School	8	Mercer Martin	1 (24), 1 (23)	3 (22), 2 (24)	7	2.83	93	23.5	<b>1</b>
091	Eldon High School	6	Mikayla Petchell	5 (20), 2 (22)	6 (18), 4 (22)	17	1.12	82	21	<b>19</b>
097	West Plains High School	6	Caleb Gill	4 (20), 4 (20)	4 (21), 3 (22)	15	1.08	83	20.5	<b>18</b>
109	Hickman High School	2	Ashwath Kumar	3 (21), 1 (23)	1 (25), 3 (23)	8	2.66	92	23	<b>2</b>



## MSHSAA State Championships Original Oratory

Code	Team	Dist.	Competitor(s)	Prelims		Rank total	Recips	Spkr. points	Drop B/W points	Prelim result
				1	2					
006	Carl Junction High School	5	Madison Hostetter	7 (15), 7 (10)	7 (19), 7 (19)	28	0.56	63	17	<b>27</b>
010	Kickapoo High School	8	Alexa Martin	4 (18), 5 (21)	3 (23), 6 (9)	18	0.95	71	19.5	<b>19</b>
013	Raymore-Peculiar High School	9	Andrea Ambam	1 (24), 1 (25)	1 (24), 1 (25)	4	4.00	98	24.5	<b>1</b>
017	Savannah High School	3	Hannah Ingram	1 (23), 1 (24)	2 (24), 2 (23)	6	3.00	94	23.5	<b>2</b>
020	Odessa High School	1	Nehemiah Campbell	2 (22), 4 (21)	4 (18), 6 (20)	16	1.17	81	20.5	<b>16</b>
023	Ladue Horton Watkins High School	4	Jerome Gregory	2 (23), 3 (23)	3 (23), 1 (25)	9	2.16	94	23	<b>3</b>
027	Cassville High School	5	Christopher Hinebaugh	6 (18), 2 (23)	2 (22), 4 (22)	14	1.42	85	22	<b>13</b>
028	Stover High School	1	Joseph Chandler	6 (15), 7 (19)	4 (22), 6 (17)	23	0.73	73	18	<b>25</b>
029	Seckman High School	7	Jamie Kutz	5 (17), 6 (20)	6 (20), 3 (21)	20	0.87	78	20	<b>21</b>
034	Mexico High School	2	Jordan Henry	3 (21), 2 (23)	3 (19), 5 (21)	13	1.36	84	21	<b>10</b>
041	St. Charles West High School	4	Blakely Broder	1 (23), 2 (22)	5 (21), 4 (20)	12	1.95	86	21.5	<b>7</b>
046	Parkview High School	8	Hannah Haynes	4 (21), 1 (25)	5 (21), 4 (21)	14	1.70	88	21	<b>12</b>
051	Pacific High School	6	Jake Schultz	7 (17), 7 (18)	3 (23), 5 (20)	22	0.81	78	19	<b>23</b>
053	Helias Catholic High School	6	William Blankenship	6 (18), 6 (12)	7 (15), 3 (22)	22	0.81	67	16.5	<b>24</b>
055	Fort Osage High School	9	Cierra Pritchett	2 (23), 3 (20)	6 (21), 4 (20)	15	1.25	84	20.5	<b>15</b>
056	St. James High School	6	Victoria Stroup	7 (14), 4 (22)	6 (20), 2 (24)	19	1.06	80	21	<b>20</b>
062	Warrensburg High School	1	Tia Sarkar	5 (20), 4 (15)	7 (19), 7 (6)	23	0.73	60	17	<b>26</b>
068	Park Hill High School	3	Ben Shinogle	3 (22), 2 (24)	2 (24), 2 (23)	9	1.83	93	23.5	<b>4</b>
072	Liberty High School	3	Carolyn Pjecha	5 (19), 1 (24)	4 (22), 3 (21)	13	1.78	86	21.5	<b>9</b>
075	Pembroke Hill High School	9	Katrina Joseph	6 (18), 4 (21)	2 (24), 5 (11)	17	1.12	74	19.5	<b>17</b>
077	Blue Springs South High School	9	Ryan Mccrary	4 (20), 3 (23)	4 (22), 6 (20)	17	1.00	85	21	<b>18</b>
078	Francis Howell High School	4	Shelby Steingraeber	5 (19), 5 (20)	1 (25), 1 (24)	12	2.40	88	22	<b>6</b>
079	Marshfield High School	8	Ashley Hopper	2 (22), 3 (22)	5 (17), 2 (24)	12	1.53	85	22	<b>8</b>
082	Nixa High School	8	Sean Thiessen	1 (23), 6 (20)	5 (21), 3 (22)	15	1.70	86	21.5	<b>14</b>
098	Clopton High School	2	Brent Hammett	3 (21), 5 (20)	1 (25), 5 (19)	14	1.73	85	20.5	<b>11</b>
100	Joplin High School	5	Tess Harmon	4 (20), 6 (19)	1 (25), 1 (25)	12	2.42	89	22.5	<b>5</b>
107	Central (Cape Girardeau) High School	7	Claire Herbst	3 (22), 5 (13)	6 (16), 7 (19)	21	0.84	70	17.5	<b>22</b>

## MSHSAA State Championships Poetry Reading

Code	Team	Dist.	Competitor(s)	Prelims		Rank total	Recips	Spkr. points	Drop B/W points	Prelim result
				1	2					
002	Maryville High School	3	Jackson Ackman	1 (25), 3 (23)	3 (21), 4 (22)	11	1.91	91	22.5	<b>8</b>
004	Truman High School	9	Sicily Mathenia	1 (23), 3 (20)	2 (21), 1 (24)	7	2.83	88	22	<b>3</b>
005	Nevada High School	5	Tyler McElwayne	7 (15), 7 (16)	7 (17), 6 (19)	27	0.59	67	16.5	<b>28</b>
007	Bloomfield High School	7	Genny Weathers	6 (15), 6 (17)	8 (15), 7 (15)	27	0.61	62	15	<b>27</b>
011	Parkway Central High School	4	Jessica Demunbrun	5 (22), 1 (25)	5 (20), 2 (24)	13	1.90	91	23	<b>11</b>
018	Central (Park Hills) High School	7	Lesley Chatman	3 (24), 7 (19)	1 (21), 8 (17)	19	1.60	81	20	<b>19</b>
019	Warsaw High School	1	Madelyn Stantorf	7 (10), 7 (15)	4 (20), 5 (21)	23	0.73	66	17.5	<b>23</b>
026	Buffalo High School	8	Makayla Moody	5 (16), 3 (22)	2 (22), 5 (21)	15	1.23	81	21.5	<b>14</b>
038	Sacred Heart High School	1	Jesse Carroll	2 (23), 4 (20)	6 (18), 3 (23)	15	1.25	84	21.5	<b>13</b>
040	Warrenton High School	2	Kirkland Collias	8 (16), 5 (21)	3 (21), 6 (20)	22	0.83	78	20.5	<b>22</b>
041	St. Charles West High School	4	Sarah Jennings	8 (10), 8 (10)	5 (18), 7 (18)	28	0.60	56	14	<b>29</b>
043	Jefferson City High School	4	Gillian MWangi	2 (22), 2 (24)	2 (24), 2 (23)	8	2.00	93	23.5	<b>4</b>
045	Sparta High School	8	Garrett Case	6 (18), 6 (20)	8 (10), 5 (20)	25	0.67	68	19	<b>24</b>
048	Salisbury High School	2	Benjamin Armentrout	2 (22), 2 (21)	4 (19), 4 (21)	12	1.50	83	21	<b>10</b>
049	Rockhurst High School	9	Julian Marshall	2 (24), 2 (24)	4 (20), 1 (24)	9	2.25	92	24	<b>5</b>
056	St. James High School	6	Alexa Menendez	3 (15), 6 (22)	3 (20), 2 (23)	14	1.33	80	21	<b>12</b>
063	Republic High School	8	Skylar Butler	5 (10), 4 (24)	7 (18), 4 (22)	20	0.84	74	20	<b>20</b>
064	Oakville High School	4	Kathleen Kohler	4 (20), 1 (24)	4 (20), 2 (24)	11	2.00	88	22	<b>7</b>
065	Steelville High School	6	Sheldondra Brown	7 (17), 8 (15)	7 (17), 7 (19)	29	0.55	68	17	<b>30</b>
068	Park Hill High School	3	Elissa Bowen	4 (18), 2 (23)	1 (24), 5 (18)	12	1.95	83	20.5	<b>9</b>
079	Marshfield High School	8	Gabby Fox	6 (15), 4 (19)	3 (21), 3 (21)	16	1.08	76	20	<b>15</b>
080	Lee's Summit North High School	9	Ravyn Brooks	1 (25), 3 (24)	1 (25), 1 (25)	6	3.33	99	25	<b>1</b>
083	Hermann High School	6	Katrina Hagedorn	3 (22), 5 (18)	6 (19), 7 (19)	21	0.84	78	19	<b>21</b>
088	Jackson High School	7	Claire Kidwell	7 (6), 7 (20)	5 (19), 6 (20)	25	0.65	65	19.5	<b>25</b>
091	Eldon High School	6	Briana Archer	5 (17), 6 (16)	7 (16), 8 (14)	26	0.64	63	16	<b>26</b>
099	Winnetonka High School	3	Ransom Hook	3 (21), 5 (17)	1 (24), 1 (25)	10	2.53	87	22.5	<b>6</b>
100	Joplin High School	5	Saniya Ablatt	4 (23), 4 (22)	6 (19), 4 (19)	18	0.92	83	20.5	<b>18</b>
106	California High School	1	Maria Banda	4 (13), 5 (22)	6 (17), 3 (22)	18	0.95	74	19.5	<b>17</b>
113	Harrisburg High School	2	James Lewis	6 (8), 1 (24)	5 (20), 6 (16)	18	1.54	68	18	<b>16</b>
116	Blue Springs High School	9	Lyric Davis	1 (25), 1 (25)	2 (23), 3 (23)	7	2.83	96	24	<b>2</b>

## MSHSAA State Championships Prose Reading

Code	Team	Dist.	Competitor(s)	Prelims		Rank total	Recips	Spkr. points	Drop B/W points	Prelim result
				1	2					
008	Smith-Cotton High School	1	Riley Garner							
009	Liberty North High School	3	Luce Apollon	1 (24), 1 (24)	4 (20), 4 (20)	10	2.50	88	22	<b>4</b>
011	Parkway Central High School	4	Jessica Demunbrun	8 (10), 6 (18)	2 (22), 2 (24)	18	1.30	74	20	<b>16</b>
013	Raymore-Peculiar High School	9	Elisabeth Pennington	2 (22), 5 (21)	2 (24), 2 (23)	11	1.70	90	22.5	<b>8</b>
016	Neosho High School	5	Miranda Johnson	4 (18), 2 (23)	3 (23), 1 (24)	10	2.08	88	23	<b>5</b>
018	Central (Park Hills) High School	7	Samantha DeBlois	3 (23), 4 (16)	6 (18), 6 (15)	19	0.92	72	17	<b>21</b>
020	Odessa High School	1	Rachelle Engen	5 (21), 6 (12)	8 (21), 7 (16)	26	0.64	70	18.5	<b>28</b>
024	Francis Howell North High School	4	Molly Kube	8 (18), 7 (8)	3 (22), 5 (15)	23	0.80	63	16.5	<b>25</b>
034	Mexico High School	2	Loralee Hays	6 (11), 5 (20)	6 (21), 8 (15)	25	0.67	67	17.5	<b>27</b>
043	Jefferson City High School	4	Raeshon Morris	8 (12), 7 (18)	7 (21), 3 (19)	25	0.74	70	18.5	<b>26</b>
046	Parkview High School	8	Jordan Allen	5 (19), 8 (15)	1 (25), 5 (21)	19	1.53	80	20	<b>19</b>
050	Lee's Summit West High School	9	Ashley Rogers	4 (20), 2 (22)	5 (19), 2 (25)	13	1.45	86	21	<b>12</b>
051	Pacific High School	6	Trish Baker	1 (24), 4 (20)	1 (25), 4 (20)	10	2.50	89	22	<b>3</b>
052	Pleasant Hill High School	9	Gregory Reeves	4 (22), 1 (25)	2 (24), 4 (22)	11	2.00	93	23	<b>7</b>
056	St. James High School	6	Alexa Menendez	5 (20), 1 (25)	1 (25), 3 (21)	10	2.53	91	23	<b>2</b>
067	College Heights Christian High School	5	Kolleen Gladden	3 (22), 3 (21)	7 (17), 7 (12)	20	0.94	72	19	<b>22</b>
069	Central (Springfield) High School	8	Telyse Masaoay	1 (24), 2 (24)	5 (21), 5 (17)	13	1.90	86	22.5	<b>10</b>
070	Butler High School	1	Dalton Fischer	7 (11), 7 (15)	8 (17), 8 (16)	30	0.54	59	15.5	<b>29</b>
072	Liberty High School	3	Riley Terzopoulos	7 (18), 5 (14)	5 (20), 5 (21)	22	0.74	73	19	<b>24</b>
077	Blue Springs South High School	9	Krysta Kirk	3 (19), 6 (19)	6 (20), 1 (25)	16	1.67	83	19.5	<b>14</b>
081	Brentwood High School	4	Ellie Fitzgibbons	1 (23), 3 (23)	6 (19), 3 (23)	13	1.83	88	23	<b>11</b>
083	Hermann High School	6	Emma Gloe	6 (20), 8 (7)		14	0.30	27	0	<b>30</b>
087	Willard High School	8	Dustin Bacon	6 (19), 6 (20)	3 (24), 4 (22)	19	0.92	85	21	<b>20</b>
088	Jackson High School	7	Alexia Phillips	5 (16), 5 (20)	5 (21), 7 (18)	22	0.74	75	19	<b>23</b>
093	Ozark High School	8	Marissa Steele	2 (23), 3 (23)	2 (24), 1 (25)	8	2.33	95	23.5	<b>1</b>
100	Joplin High School	5	Saniya Ablatt	2 (23), 3 (20)	3 (23), 2 (24)	10	1.66	90	23	<b>6</b>
104	Staley High School	3	Diante Graves	4 (20), 4 (22)	4 (22), 6 (16)	18	0.92	80	21	<b>17</b>
108	Hillsboro High School	7	Timothy Gerlach	2 (23), 1 (24)	4 (21), 6 (20)	13	1.92	88	22	<b>9</b>
109	Hickman High School	2	Maria Doerr	3 (21), 2 (24)	4 (22), 6 (20)	15	1.25	87	21.5	<b>13</b>
111	Cuba High School	6	Gabby House-Lee	6 (16), 4 (21)	7 (18), 1 (25)	18	1.56	80	19.5	<b>15</b>
113	Harrisburg High School	2	Macy Arp	7 (15), 8 (17)	1 (24), 3 (23)	19	1.60	79	20	<b>18</b>

**MSHSAA State Championships  
Radio Speaking**

Code	Team	Dist.	Competitor(s)	Prelims		Rank total	Recips	Spkr. points	Drop B/W points	Prelim result
				1	2					
001	Windsor (Imperial) High School	7	Andy Manson	8 (10), 8 (13)	5 (13), 8 (18)	29	0.59	54	13	<b>30</b>
017	Savannah High School	3	Samantha Brown	6 (17), 4 (20)	8 (10), 1 (25)	19	1.55	72	18.5	<b>18</b>
020	Odessa High School	1	Lesley Kleyh	3 (20), 3 (22)	1 (21), 1 (25)	8	2.66	88	21.5	<b>4</b>
021	Lee's Summit High School	9	Rebecca Stevick	5 (16), 4 (21)	3 (19), 3 (22)	15	1.11	78	20	<b>11</b>
023	Ladue Horton Watkins High School	4	Yunli Chu	2 (21), 1 (24)	7 (15), 5 (18)	15	1.84	78	19.5	<b>9</b>
026	Buffalo High School	8	Macy Obernuefemann	4 (19), 6 (17)	6 (16), 7 (15)	23	0.73	67	16.5	<b>25</b>
033	Parkway South High School	4	Matthew Sabados	2 (23), 5 (20)	7 (11), 4 (22)	18	1.09	76	21	<b>16</b>
034	Mexico High School	2	Jordan Henry	1 (22), 1 (24)	6 (12), 5 (21)	13	2.37	79	21.5	<b>7</b>
038	Sacred Heart High School	1	Connor Simon	5 (16), 5 (19)	3 (15), 7 (19)	20	0.87	69	17.5	<b>22</b>
042	Carthage High School	5	Blake Splitter	3 (20), 6 (21)	4 (18), 4 (20)	17	1.00	79	20	<b>15</b>
052	Pleasant Hill High School	9	Zach Cohen	2 (20), 7 (21)	1 (25), 6 (20)	16	1.81	86	20.5	<b>12</b>
053	Helias Catholic High School	6	William Blankenship	4 (19), 5 (18)	4 (14), 3 (23)	16	1.03	74	18.5	<b>14</b>
056	St. James High School	6	Caleb Jones	6 (15), 2 (23)	3 (21), 3 (22)	14	1.33	81	21.5	<b>8</b>
061	Diamond High School	5	Clayton Rolf	7 (14), 7 (16)	4 (22), 2 (23)	20	1.03	75	19	<b>21</b>
062	Warrensburg High School	1	Spencer Tauchen	3 (21), 3 (23)	5 (18), 5 (21)	16	1.06	83	21	<b>13</b>
068	Park Hill High School	3	Nicholas Buchberg	4 (19), 7 (15)	2 (20), 8 (15)	21	1.02	69	17	<b>23</b>
071	Osage High School	6	Dakota Brutkowski-Rossman	8 (10), 6 (15)	6 (21), 7 (9)	27	0.61	55	12.5	<b>28</b>
076	North Kansas City High School	3	Alec Short	8 (10), 8 (13)	8 (12), 6 (18)	30	0.56	53	12.5	<b>31</b>
077	Blue Springs South High School	9	Emily Royer	3 (21), 4 (20)	7 (21), 4 (18)	18	0.97	80	20.5	<b>17</b>
078	Francis Howell High School	4	Shelby Steingraeber	1 (23), 1 (25)	1 (24), 1 (25)	4	4.00	97	24.5	<b>1</b>
079	Marshfield High School	8	Taylor Price	1 (23), 2 (23)	2 (23), 1 (24)	6	3.00	93	23	<b>3</b>
087	Willard High School	8	Greg Hamilton	2 (22), 2 (23)	2 (20), 2 (24)	8	2.00	89	22.5	<b>5</b>
088	Jackson High School	7	Julie Bollinger	6 (16), 5 (21)	3 (23), 5 (15)	19	0.90	75	18.5	<b>19</b>
090	Glendale High School	8	Jackson Pilgrim	4 (19), 2 (23)	2 (23), 4 (22)	12	1.50	87	22.5	<b>6</b>
091	Eldon High School	6	Mikayla Petchell	7 (16), 4 (21)	5 (17), 6 (17)	22	0.76	71	17	<b>24</b>
096	Holt High School	4	Emily Hampton	5 (18), 3 (22)	5 (21), 6 (11)	19	0.90	72	19.5	<b>20</b>
100	Joplin High School	5	Drew Cox	5 (18), 6 (18)	7 (14), 8 (14)	26	0.64	64	16	<b>27</b>
101	Doniphan High School	7	Clinton Sorrell	7 (11), 8 (14)	8 (14), 2 (24)	25	0.90	63	14	<b>26</b>
103	Elsberry High School	2	Braden Spratt	6 (15), 3 (20)	4 (20), 2 (23)	15	1.25	78	20	<b>10</b>
109	Hickman High School	2	Ashwath Kumar	1 (24), 1 (24)	1 (24), 3 (20)	6	3.33	92	24	<b>2</b>
116	Blue Springs High School	9	Trevor Lutjen	7 (0), 7 (0)	6 (16), 7 (15)	27	0.59	31	0	<b>29</b>

## MSHSAA State Championships Storytelling

Code	Team	Dist.	Competitor(s)	Prelims		Rank total	Recips	Spkr. points	Drop B/W points	Prelim result
				1	2					
003	Kingston High School	6	Joey Lovett	7 (11), 3 (20)	5 (20), 6 (18)	21	0.84	69	19	<b>22</b>
004	Truman High School	9	Rachel Mcgee	8 (17), 6 (19)	2 (24), 2 (24)	18	1.30	84	21.5	<b>15</b>
008	Smith-Cotton High School	1	Tristin Baro	4 (22), 7 (20)	1 (25), 5 (20)	17	1.59	87	21	<b>14</b>
009	Liberty North High School	3	Lauren VanNess	1 (25), 3 (23)	3 (21), 3 (23)	10	1.99	92	23	<b>5</b>
017	Savannah High School	3	Tori Turner	1 (25), 1 (24)	2 (22), 2 (23)	6	3.00	94	23.5	<b>3</b>
024	Francis Howell North High School	4	Brittany Steck	5 (21), 5 (21)	8 (14), 5 (21)	23	0.73	77	21	<b>23</b>
029	Seckman High School	7	Ben Cotter	4 (21), 3 (22)	7 (18), 7 (15)	21	0.86	76	19.5	<b>21</b>
034	Mexico High School	2	Loralee Hays	3 (22), 5 (20)	5 (19), 5 (17)	18	0.93	78	19.5	<b>16</b>
035	Branson High School	8	Justin Oller	2 (23), 4 (18)	4 (20), 4 (18)	14	1.25	79	19	<b>12</b>
038	Sacred Heart High School	1	Megan Ortmeyer	6 (15), 5 (10)	7 (14), 8 (15)	26	0.64	54	14.5	<b>28</b>
039	Oak Park High School	3	Dominic Hernandez	1 (23), 1 (25)	3 (23), 1 (25)	6	3.33	96	24	<b>1</b>
043	Jefferson City High School	4	Suzette Nahach	6 (11), 3 (23)	8 (16), 8 (14)	25	0.76	64	15	<b>25</b>
047	Camdenton High School	6	Alexis McNabb	5 (12), 7 (17)	4 (20), 4 (22)	20	0.84	71	18.5	<b>19</b>
050	Lee's Summit West High School	9	Courtney Mangram	3 (22), 2 (23)	1 (23), 3 (22)	9	2.16	90	22.5	<b>4</b>
051	Pacific High School	6	Leslea Walter	3 (23), 6 (21)	1 (24), 1 (25)	11	2.50	93	23.5	<b>8</b>
052	Pleasant Hill High School	9	Gregory Reeves	4 (14), 2 (24)	2 (23), 2 (24)	10	1.75	85	23.5	<b>7</b>
054	Lebanon High School	8	Aaron Jennings	2 (22), 5 (21)	5 (21), 3 (21)	15	1.23	85	21	<b>13</b>
059	Hallsville High School	2	Lauren Butrum	7 (10), 4 (22)	7 (15), 7 (20)	25	0.67	67	17.5	<b>26</b>
067	College Heights Christian High School	5	Josh Wilkins	2 (24), 2 (23)	8 (13), 7 (15)	19	1.27	75	19	<b>17</b>
073	Monett High School	5	Stephanie Schumacher	4 (20), 6 (8)	6 (19), 4 (21)	20	0.84	68	19.5	<b>20</b>
077	Blue Springs South High School	9	Ryan Mccrary	2 (24), 4 (22)	2 (24), 2 (21)	10	1.75	91	23	<b>6</b>
079	Marshfield High School	8	HAYLEY RADER	6 (20), 1 (25)	4 (22), 3 (23)	14	1.75	90	22.5	<b>11</b>
087	Willard High School	8	Kayleigh Amstutz	5 (20), 4 (21)	3 (21), 1 (23)	13	1.78	85	21	<b>9</b>
088	Jackson High School	7	Cory Hogan	3 (21), 6 (19)	4 (22), 6 (18)	19	0.92	80	20	<b>18</b>
089	Parkway West High School	4	Sarah Bennett	7 (18), 7 (18)	6 (16), 6 (13)	26	0.62	65	17	<b>29</b>
094	DeSmet High School	4	Zachary Erhardt	5 (17), 7 (4)	6 (20), 5 (19)	23	0.71	60	18	<b>24</b>
097	West Plains High School	6	Dillon Cordel	1 (25), 1 (25)	3 (23), 1 (23)	6	3.33	96	24	<b>1</b>
100	Joplin High School	5	Christine Miranda	8 (9), 8 (15)	7 (11), 7 (8)	30	0.54	43	10	<b>31</b>
101	Doniphan High School	7	Madyson Taylor	8 (15), 8 (19)	5 (19), 8 (18)	29	0.59	71	18.5	<b>30</b>
103	Elsberry High School	2	Braden Spratt	7 (19), 2 (24)	1 (25), 4 (20)	14	1.89	88	22	<b>10</b>
114	Cole Camp High School	1	Emily Kollbaum	6 (19), 8 (17)	6 (18), 6 (21)	26	0.64	75	18.5	<b>27</b>

**MSHSAA State Championships**  
**US Extemporaneous Speaking**

Code	Team	Dist.	Competitor(s)	Prelims		Rank total	Recips	Spkr. points	Drop B/W points	Prelim result
				1	2					
004	Truman High School	9	Damon Brown	1 (25), 1 (25)	2 (21), 1 (25)	5	3.50	96	25	<b>1</b>
009	Liberty North High School	3	Jessica Pittman	1 (25), 3 (21)	1 (24), 1 (25)	6	3.33	95	24.5	<b>4</b>
010	Kickapoo High School	8	Conor Browne	2 (24), 3 (20)	3 (21), 3 (21)	11	1.49	86	21	<b>8</b>
016	Neosho High School	5	Kaci Culp	1 (25), 2 (22)	2 (24), 3 (23)	8	2.33	94	23.5	<b>6</b>
023	Ladue Horton Watkins High School	4	Sarah Allen	3 (23), 1 (24)	1 (25), 1 (25)	6	3.33	97	24.5	<b>3</b>
029	Seckman High School	7	Reid Augustin	5 (13), 4 (22)	6 (15), 6 (18)	21	0.79	68	16.5	<b>22</b>
033	Parkway South High School	4	Pavan Yalla	4 (14), 3 (23)	3 (18), 2 (21)	12	1.41	76	19.5	<b>10</b>
038	Sacred Heart High School	1	Connor Simon	6 (6), 6 (20)	6 (19), 6 (8)	24	0.68	53	13.5	<b>25</b>
048	Salisbury High School	2	cole edwards	2 (24), 4 (18)	4 (21), 5 (18)	15	1.20	81	19.5	<b>13</b>
051	Pacific High School	6	Joey Haley	6 (17), 6 (5)	5 (20), 5 (19)	22	0.74	61	18	<b>23</b>
052	Pleasant Hill High School	9	TREVOR BURGE	5 (20), 6 (11)	4 (22), 5 (16)	20	0.82	69	18	<b>19</b>
053	Helias Catholic High School	6	William Blankenship	6 (20), 7 (12)	5 (13), 6 (9)	24	0.68	54	12.5	<b>24</b>
056	St. James High School	6	Victoria Stroup	3 (15), 5 (21)	6 (20), 2 (22)	16	1.20	78	20.5	<b>14</b>
057	Raytown High School	9	Paige Keeton	5 (21), 6 (15)	5 (20), 2 (24)	18	1.07	80	20.5	<b>16</b>
062	Warrensburg High School	1	Bobbi Gums	7 (19), 5 (18)	3 (22), 6 (15)	21	0.84	74	18.5	<b>21</b>
063	Republic High School	8	Julie Nelson	5 (20), 4 (13)	3 (22), 4 (22)	16	1.03	77	21	<b>15</b>
069	Central (Springfield) High School	8	Aviva Okeson-Haberman	2 (24), 2 (24)	7 (19), 3 (20)	14	1.47	87	22	<b>11</b>
072	Liberty High School	3	Max Accardi	2 (24), 1 (24)	1 (22), 1 (24)	5	3.50	94	24	<b>2</b>
073	Monett High School	5	Bryce Isbell	4 (22), 2 (24)	4 (21), 4 (20)	14	1.25	87	21.5	<b>12</b>
079	Marshfield High School	8	AVERY DAY	3 (23), 1 (25)	2 (20), 3 (20)	9	2.16	88	21.5	<b>7</b>
080	Lee's Summit North High School	9	Mike Rodgers	4 (22), 5 (12)	6 (8), 5 (15)	20	0.82	57	13.5	<b>20</b>
081	Brentwood High School	4	Dallas Neely	1 (25), 2 (17)	1 (24), 2 (24)	6	3.00	90	24	<b>5</b>
084	Seneca High School	5	Matthew Estes	3 (23), 3 (16)	2 (23), 4 (17)	12	1.41	79	20	<b>9</b>
088	Jackson High School	7	Alicia Hankins	4 (21), 4 (16)	5 (21), 7 (13)	20	0.84	71	18.5	<b>18</b>
112	Clinton High School	1	Caitlin Steward	6 (19), 5 (12)	4 (15), 4 (17)	19	0.87	63	16	<b>17</b>

**MSHSAA State Championships**  
**Cross Examination Debate**  
**Elimination round results**

**Quarterfinal round**

1 01 Christopher Dade and Joshua Nixon (AFF) def. 8 20 Andrew Cummings and Henry Sivils (Neg) **3-0**  
4 07 David Easley and Michael Keightley (Neg) def. 5 13 Spencer Nelson and Bethany Nelson (AFF) **3-0**  
3 02 Spencer Culver and Grant Ferland (AFF) def. 6 04 Raymond Fang and Cianan Lesley (Neg) **3-0**  
2 09 Blake Splitter and Austin Bunnell (AFF) def. 7 18 Sean Kleffner and Emma Sona (Neg) **2-1**

**Semifinal round**

01 Christopher Dade and Joshua Nixon (Neg) def. 07 David Easley and Michael Keightley (AFF) **2-1**  
02 Spencer Culver and Grant Ferland (Neg) def. 09 Blake Splitter and Austin Bunnell (AFF) **2-1**

**Final round**

01 Christopher Dade and Joshua Nixon (AFF) def. 02 Spencer Culver and Grant Ferland (Neg) **2-1**

Champion: **01 Christopher Dade and Joshua Nixon**

This tournament is being run using SpeechWire Tournament Services software - [www.SpeechWire.com](http://www.SpeechWire.com).  
© 2004-2013 Ben Stewart - All Rights Reserved. SpeechWire version 4.18.009.

**MSHSAA State Championships**  
**Lincoln-Douglas Debate**  
**Elimination round results**

**Quarterfinal round**

1 B Greg Hamilton (Neg) def. 8 S Cowan Byers (AFF) **2-1**  
4 N Justin Hankins (Neg) def. 5 V Jason Tian (AFF) **2-1**  
6 AA Helen Alpern (AFF) def. 3 Z Hannah Haynes (Neg) **2-1**  
2 J Jonah Ragsdale (AFF) def. 7 Y Ashwath Kumar (Neg) **2-1**

**Semifinal round**

B Greg Hamilton (AFF) def. N Justin Hankins (Neg) **2-1**  
AA Helen Alpern (Neg) def. J Jonah Ragsdale (AFF) **2-1**

**Final round**

B Greg Hamilton (AFF) def. AA Helen Alpern (Neg) **3-0**

Champion: **B Greg Hamilton**

This tournament is being run using SpeechWire Tournament Services software - [www.SpeechWire.com](http://www.SpeechWire.com).  
© 2004-2013 Ben Stewart - All Rights Reserved. SpeechWire version 4.18.009.



**MSHSAA State Championships**  
**Public Forum Debate**  
**Elimination round results**

**Quarterfinal round**

1 44 Brian Cheng and John Heider (Neg) def. 8 53 Lucas Monroe and Quentin Cooper (AFF) **2-1**  
4 56 Jimmy Sitzman and Kathrine Kuhlmann (Neg) def. 5 47 Spencer Tauchen and Abdala Yousef (AFF) **2-1**  
6 34 Joshua Kimrey and Connor Hakan (Neg) def. 3 54 Asha Thanki and Pavan Yalla (AFF) **3-0**  
7 40 Julie Nelson and Kassiey Allred (AFF) def. 2 45 Bryce Isbell and Charles Johnson (Neg) **2-1**

**Semifinal round**

56 Jimmy Sitzman and Kathrine Kuhlmann (AFF) def. 44 Brian Cheng and John Heider (Neg) **2-1**  
34 Joshua Kimrey and Connor Hakan (Neg) def. 40 Julie Nelson and Kassiey Allred (AFF) **2-1**

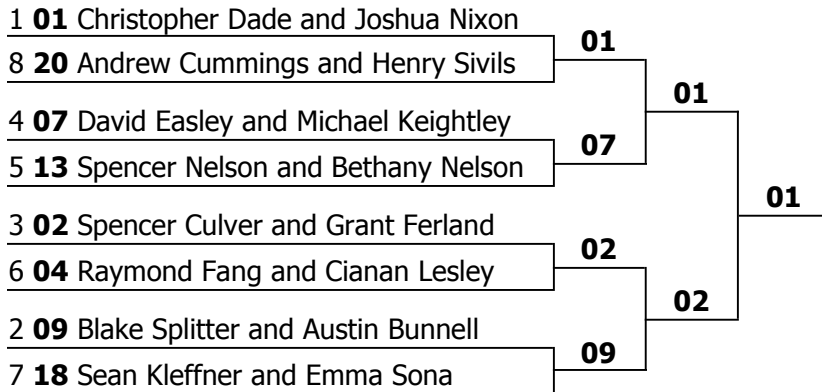
**Final round**

56 Jimmy Sitzman and Kathrine Kuhlmann (AFF) def. 34 Joshua Kimrey and Connor Hakan (Neg) **2-1**

Champion: **56 Jimmy Sitzman and Kathrine Kuhlmann**


This tournament is being run using SpeechWire Tournament Services software - [www.SpeechWire.com](http://www.SpeechWire.com).  
© 2004-2013 Ben Stewart - All Rights Reserved. SpeechWire version 4.18.009.

**MSHSAA State Championships**  
**Cross Examination Debate**  
**Elimination round bracket**



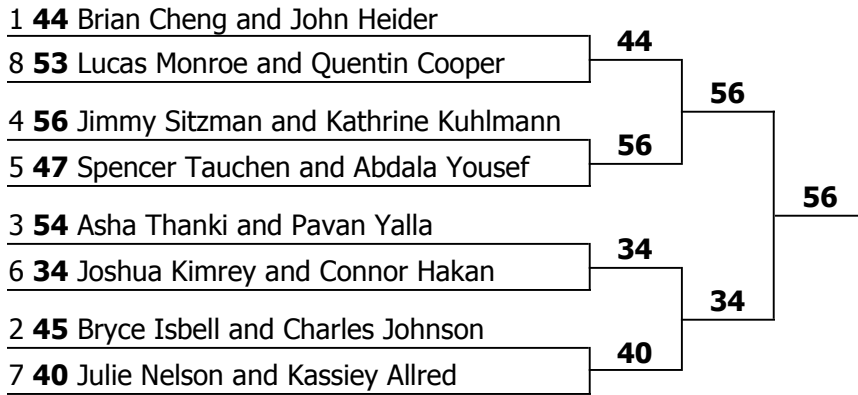
This tournament is being run using SpeechWire Tournament Services software - [www.SpeechWire.com](http://www.SpeechWire.com).  
© 2004-2013 Ben Stewart - All Rights Reserved. SpeechWire version 4.18.009.

**MSHSAA State Championships  
Lincoln-Douglas Debate  
Elimination round bracket**



This tournament is being run using SpeechWire Tournament Services software - [www.SpeechWire.com](http://www.SpeechWire.com).  
© 2004-2013 Ben Stewart - All Rights Reserved. SpeechWire version 4.18.009.

**MSHSAA State Championships**  
**Public Forum Debate**  
**Elimination round bracket**



This tournament is being run using SpeechWire Tournament Services software - [www.SpeechWire.com](http://www.SpeechWire.com).  
© 2004-2013 Ben Stewart - All Rights Reserved. SpeechWire version 4.18.009.

**MSHSAA State Championships**  
**Cross Examination Debate**  
**Competitors in order**

<b>Competitor</b>	<b>Record</b>	<b>Ranks</b>	<b>Opp. Wins</b>	<b>Opp. Ranks</b>	<b>Points</b>	<b>Opp. Pts.</b>	<b>Results</b>
01 (Logan-Rogersville High School - 8) Christopher Dade and Joshua Nixon	8-0	29.00	9.00	185.00	349.00	1233.00	<b>1st</b>
09 (Carthage High School - 5) Blake Splitter and Austin Bunnell	7-1	28.00	13.00	172.00	361.00	1243.00	<b>2nd</b>
02 (Park Hill High School - 3) Spencer Culver and Grant Ferland	7-1	28.00	12.00	179.00	371.00	1265.00	<b>3rd</b>
07 (Raytown South High School - 9) David Easley and Michael Keightley	7-1	31.00	8.00	191.00	344.00	1105.00	<b>4th</b>
13 (Liberty High School - 3) Spencer Nelson and Bethany Nelson	6-2	36.00	11.00	175.00	324.00	1206.00	<b>5th</b>
04 (Pembroke Hill High School - 9) Raymond Fang and Cianan Lesley	5-3	33.00	17.00	155.00	355.00	1256.00	<b>6th</b>
18 (Oakville High School - 4) Sean Kleffner and Emma Sona	5-3	38.00	9.00	180.00	306.00	1164.00	<b>7th</b>
20 (Central (Springfield) High School - 8) Andrew Cummings and Henry Sivils	5-3	39.00	13.00	169.00	329.00	1261.00	<b>8th</b>
16 (Neosho High School - 5) Hosea Born and Samantha Duke	4-4	36.00	14.00	166.00	351.00	1268.00	<b>9th</b>
17 (Pattonville High School - 4) Brian Dufrenne and William Chaney	4-4	39.00	12.00	179.00	308.00	1213.00	<b>10th</b>
11 (Jefferson City High School - 4) Hughes Lee and Ahsen Kayani	4-4	40.00	25.00	134.00	343.00	1358.00	<b>11th</b>
05 (Nixa High School - 8) Michael Ward and Aaron Hunsaker	4-4	40.00	20.00	139.00	333.00	1292.00	<b>12th</b>
08 (Fort Osage High School - 9) Walter Winfrey and Christopher Miles	3-5	43.00	23.00	133.00	313.00	1346.00	<b>13th</b>
12 (Carthage High School - 5) Brandon Splitter and Cherith Parnell	3-5	47.00	21.00	139.00	313.00	1341.00	<b>14th</b>
19 (Raytown South High School - 9) Jared Novack and Alysa Orchard	2-6	43.00	15.00	171.00	313.00	1269.00	<b>15th</b>
14 (Hickman High School - 2) Hosanna Burr and Anastasia Brewer	2-6	44.00	11.00	175.00	252.00	1196.00	<b>16th</b>
15 (Savannah High School - 3) Haden McDonald and Bradley Stanton	2-6	46.00	19.00	146.00	301.00	1319.00	<b>17th</b>
03 (Neosho High School - 5) Chace Huntzinger and Kayla Williams	2-6	47.00	20.00	150.00	309.00	1249.00	<b>18th</b>
21 (Camdenton High School - 6) Laura Weiss and Logan Gilbert	2-6	49.00	23.00	137.00	254.00	1342.00	<b>19th</b>
10 (Jefferson City High School - 4) Kaleb Stoehr and Jacob Stoehr	2-6	49.00	21.00	136.00	306.00	1384.00	<b>20th</b>

**MSHSAA State Championships**  
**Cross Examination Debate**  
Competitors in order

<b>Competitor</b>	<b>Record</b>	<b>Ranks</b>	<b>Opp. Wins</b>	<b>Opp. Ranks</b>	<b>Points</b>	<b>Opp. Pts.</b>	<b>Results</b>
06 (Central (Cape Girardeau) High School - 7) Alex Gentle and Nicholas Smentkowski	0-8	55.00	20.00	149.00	199.00	1226.00	<b>21st</b>

This tournament is being run using SpeechWire Tournament Services software - [www.SpeechWire.com](http://www.SpeechWire.com).  
© 2004-2013 Ben Stewart - All Rights Reserved. SpeechWire version 4.18.009.

**MSHSAA State Championships**  
**Lincoln-Douglas Debate**  
**Competitors in order**

<b>Competitor</b>	<b>Record</b>	<b>Opp. Wins</b>	<b>Points</b>	<b>Opp. Pts.</b>	<b>Results</b>
B (Willard High School - 8) Greg Hamilton	7-1	16.00	377.00	1466.00	<b>1st</b>
J (Monett High School - 5) Jonah Ragsdale	7-1	13.00	383.00	1460.00	<b>2nd</b>
Z (Parkview High School - 8) Hannah Haynes	7-1	11.00	378.00	1482.00	<b>3rd</b>
N (Lee's Summit North High School - 9) Justin Hankins	7-1	9.00	370.00	1450.00	<b>4th</b>
V (Warrensburg High School - 1) Jason Tian	6-2	15.00	375.00	1469.00	<b>5th</b>
AA (Liberty High School - 3) Helen Alpern	6-2	10.00	386.00	1437.00	<b>6th</b>
Y (Hickman High School - 2) Ashwath Kumar	5-3	20.00	373.00	1483.00	<b>7th</b>
S (Staley High School - 3) Cowan Byers	5-3	17.00	369.00	1438.00	<b>8th</b>
U (Ladue Horton Watkins High School - 4) Jerome Gregory	5-3	14.00	382.00	1501.00	<b>9th</b>
P (Kickapoo High School - 8) Emma Conner	5-3	14.00	368.00	1448.00	<b>10th</b>
D (Parkview High School - 8) Dominique Moore	5-3	14.00	359.00	1439.00	<b>11th</b>
H (Neosho High School - 5) Kaci Culp	5-3	12.00	379.00	1475.00	<b>12th</b>
L (Pattonville High School - 4) Robert Fowler	5-3	11.00	361.00	1428.00	<b>13th</b>
BB (Jefferson City High School - 4) Samuel Krause	4-4	20.00	378.00	1471.00	<b>14th</b>
X (Webb City High School - 5) Abigail Naaykens	4-4	16.00	375.00	1461.00	<b>15th</b>
T (Ladue Horton Watkins High School - 4) Haohang Xu	4-4	16.00	369.00	1442.00	<b>16th</b>
K (Truman High School - 9) Caitlin Fitzpatrick	4-4	16.00	365.00	1447.00	<b>17th</b>
E (West Plains High School - 6) Derek McGinnis	4-4	13.00	369.00	1486.00	<b>18th</b>
Q (Savannah High School - 3) Samantha Brown	4-4	13.00	361.00	1440.00	<b>19th</b>
R (Seneca High School - 5) Sage Rowe	3-5	24.00	367.00	1492.00	<b>20th</b>

**MSHSAA State Championships**  
**Lincoln-Douglas Debate**  
**Competitors in order**

<b>Competitor</b>	<b>Record</b>	<b>Opp. Wins</b>	<b>Points</b>	<b>Opp. Pts.</b>	<b>Results</b>
O (Lee's Summit West High School - 9) Michael Brummett	3-5	22.00	364.00	1481.00	<b>21st</b>
I (Camdenton High School - 6) Alaina Sonksen	2-6	19.00	377.00	1467.00	<b>22nd</b>
A (Marshall High School - 1) Cindy Umana	2-6	14.00	337.00	1428.00	<b>23rd</b>
C (Park Hill South High School - 3) Jake Mazeitis	1-7	21.00	372.00	1508.00	<b>24th</b>
F (Harrisonville High School - 9) Jacob Davis	1-7	20.00	362.00	1487.00	<b>25th</b>
G (Warrenton High School - 2) Jacob Ruby	1-7	16.00	343.00	1443.00	<b>26th</b>
M (Farmington High School - 7) Kelly Freeman	0-8	25.00	328.00	1500.00	<b>27th</b>
W (Jackson High School - 7) Alicia Hankins	0-8	17.00	332.00	1507.00	<b>28th</b>

This tournament is being run using SpeechWire Tournament Services software - [www.SpeechWire.com](http://www.SpeechWire.com).  
 © 2004-2013 Ben Stewart - All Rights Reserved. SpeechWire version 4.18.009.



**MSHSAA State Championships**  
**Public Forum Debate**  
**Competitors in order**

<b>Competitor</b>	<b>Record</b>	<b>Ranks</b>	<b>Opp. Wins</b>	<b>Opp. Ranks</b>	<b>Points</b>	<b>Results</b>
44 (Parkway South High School - 4) Brian Cheng and John Heider	8-0	25.34	5.33	209.33	389.34	<b>1st</b>
45 (Monett High School - 5) Bryce Isbell and Charles Johnson	8-0	26.68	10.67	187.55	373.34	<b>2nd</b>
54 (Parkway South High School - 4) Asha Thanki and Pavan Yalla	7-1	32.00	10.67	176.00	390.66	<b>3rd</b>
56 (Liberty High School - 3) Jimmy Sitzman and Kathrine Kuhlmann	7-1	32.00	9.33	188.00	380.00	<b>4th</b>
47 (Warrensburg High School - 1) Spencer Tauchen and Abdala Yousef	7-1	33.34	14.67	164.43	382.66	<b>5th</b>
34 (Kickapoo High School - 8) Joshua Kimrey and Connor Hakan	7-1	34.00	13.00	168.00	377.00	<b>6th</b>
40 (Republic High School - 8) Julie Nelson and Kassiey Allred	6-2	33.32	14.67	171.12	362.66	<b>7th</b>
53 (Carthage High School - 5) Lucas Monroe and Quentin Cooper	6-2	34.00	18.00	160.00	370.00	<b>8th</b>
51 (West Plains High School - 6) Laura Grisham and Caleb Gill	6-2	35.00	13.00	163.00	369.00	<b>9th</b>
52 (Central (Springfield) High School - 8) Matthew Gibson and Hayley Miller	6-2	35.00	8.00	182.00	382.00	<b>10th</b>
37 (Liberty High School - 3) Julie Staszko and Monica Gehrig	5-3	34.66	14.67	158.24	361.34	<b>11th</b>
39 (Lee's Summit West High School - 9) Gabriela Cutrera and Brittany James	5-3	37.34	8.00	186.67	368.00	<b>12th</b>
41 (Nixa High School - 8) Nicholas Ricci and Weston Ballard	4-4	37.00	18.00	157.00	380.00	<b>13th</b>
42 (Brentwood High School - 4) David Rivera and Dallas Neely	4-4	39.00	23.00	142.34	378.00	<b>14th</b>
31 (Savannah High School - 3) Brent Rosenauer and Tucker McCoy	4-4	39.00	18.00	155.32	358.00	<b>15th</b>
48 (Lee's Summit High School - 9) Samantha Burrow and Rebecca Stevick	3-5	36.00	15.00	174.66	354.00	<b>16th</b>
50 (Savannah High School - 3) Payton Englert and Paris Nichols	3-5	41.00	20.00	150.34	355.00	<b>17th</b>
57 (Joplin High School - 5) Drew Cox and Christine Miranda	3-5	42.00	12.00	166.00	376.00	<b>18th</b>
43 (Oakville High School - 4) Aron Johannsson and Olivia Weigl	3-5	43.00	21.00	146.34	363.00	<b>19th</b>
35 (Raytown High School - 9) Claire Robinson and Paige Keeton	2-6	48.00	14.00	161.00	352.00	<b>20th</b>

**MSHSAA State Championships**  
**Public Forum Debate**  
**Competitors in order**

<b>Competitor</b>	<b>Record</b>	<b>Ranks</b>	<b>Opp. Wins</b>	<b>Opp. Ranks</b>	<b>Points</b>	<b>Results</b>
32 (Rock Bridge High School - 2) Whitney Cravens and Sara Ashbaugh	2-6	51.00	26.00	120.02	369.00	<b>21st</b>
33 (Neosho High School - 5) Cecelia Bentz and Zachary Jones	1-7	51.00	28.00	125.68	360.00	<b>22nd</b>
36 (Seckman High School - 7) Carly Cumiskey and Kayla Thomas	1-7	55.00	26.00	122.02	339.00	<b>23rd</b>
46 (Warrensburg High School - 1) Bobbi Gums and Paul Schleer	0-8	51.00	17.00	160.00	347.00	<b>24th</b>
38 (Seckman High School - 7) Jamie Kutz and Reid Augustin	0-8	56.00	23.00	137.32	334.00	<b>25th</b>

This tournament is being run using SpeechWire Tournament Services software - [www.SpeechWire.com](http://www.SpeechWire.com).  
 © 2004-2013 Ben Stewart - All Rights Reserved. SpeechWire version 4.18.009.

## MSHSAA State Championships Cross Examination Debate

Competitor	Round 1	Round 2	Round 3	Round 4	Round 5	Totals	Results
<b>01</b> Logan-Rogersville High School (8)	<b>W</b> - 12 - AFF CN-DB2 Liberty High School #2 <b>W</b> - 12 - AFF 9991 Christin Austin	<b>W</b> - 10 - Neg AV-DB1 Lee's Summit West High School <b>W</b> - 10 - Neg 99915 Kamierion Douglas		<b>W</b> - 15 - Neg B-DB1 Joplin High School #1 <b>W</b> - 15 - Neg 99917 Jeff Jones	<b>W</b> - 19 - AFF BQ-DB1 Warrensburg High School <b>W</b> - 19 - AFF 99910 Lucas Barker	<b>8-0</b> 349	<b>1st</b>
Christopher Dade	19.00 (2.00) 24.00 (1.00)	21.00 (3.00) 20.00 (3.00)		20.00 (4.00) 23.00 (2.00)	25.00 (1.00) 20.00 (1.00)	172.00	1st
Joshua Nixon	21.00 (1.00) 23.00 (2.00)	25.00 (1.00) 22.00 (1.00)		20.00 (2.00) 24.00 (1.00)	24.00 (2.00) 18.00 (2.00)	177.00	1st
<b>02</b> Park Hill High School (3)	<b>W</b> - 08 - AFF B-DB2 Joplin High School #2 <b>W</b> - 08 - AFF 99921 Elijiha Kliensmith	<b>L</b> - 05 - Neg CC-DB1 Brentwood High School <b>W</b> - 05 - Neg 99912 Joe Blasdel	<b>W</b> - 12 - AFF 99934 Eric Morris <b>W</b> - 12 - AFF CV-DB2 Ladue Horton Watkins High School #2	<b>W</b> - 10 - Neg AD-DB2 Rock Bridge High School #2 <b>W</b> - 10 - Neg 9993 Bo Mahr		<b>7-1</b> 371	<b>3rd</b>
Spencer Culver	25.00 (1.00) 23.00 (2.00)	22.00 (2.00) 24.00 (1.00)	25.00 (1.00) 21.00 (2.00)	24.00 (1.00) 25.00 (1.00)		189.00	1st
Grant Ferland	25.00 (2.00) 23.00 (1.00)	19.00 (4.00) 22.00 (3.00)	24.00 (2.00) 22.00 (1.00)	23.00 (2.00) 24.00 (2.00)		182.00	1st
<b>03</b> Neosho High School (5)	<b>L</b> - 07 - Neg BT-DB1 Republic High School <b>L</b> - 07 - Neg O-DB2 West Plains High School #2	<b>L</b> - 20 - AFF 99917 Jeff Jones <b>L</b> - 20 - AFF 0971 West Plains High School #3	<b>L</b> - 13 - Neg CE-DB1 Kickapoo High School <b>L</b> - 13 - Neg 99924 Katelyn Lutz	<b>W</b> - 14 - AFF AV-DB1 Lee's Summit West High School <b>W</b> - 14 - AFF 9994 Danielle Martin		<b>2-6</b> 309	<b>18th</b>
Chace Huntzinger	19.00 (4.00) 23.00 (3.00)	20.00 (4.00) 19.00 (4.00)	16.00 (3.00) 18.00 (4.00)	24.00 (1.00) 20.00 (1.00)		159.00	1st
Kayla Williams	24.00 (2.00) 23.00 (2.00)	21.00 (3.00) 18.00 (3.00)	14.00 (4.00) 18.00 (3.00)	17.00 (3.00) 15.00 (3.00)		150.00	1st
<b>04</b> Pembroke Hill High School (9)	<b>L</b> - 20 - Neg CK-DB1 Monett High School <b>L</b> - 20 - Neg 99912 Joe Blasdel	<b>L</b> - 13 - AFF 99921 Elijiha Kliensmith <b>W</b> - 13 - AFF AD-DB2 Rock Bridge High School #2	<b>W</b> - 14 - Neg S-DB1 Seckman High School #1 <b>W</b> - 14 - Neg 99917 Jeff Jones	<b>W</b> - 16 - AFF 9991 Christin Austin <b>W</b> - 16 - AFF BQ-DB1 Warrensburg High School		<b>5-3</b> 355	<b>6th</b>
Raymond Fang	20.00 (3.00) 23.00 (2.00)	23.00 (1.00) 20.00 (2.00)	23.00 (2.00) 23.00 (2.00)	21.00 (4.00) 24.00 (1.00)		177.00	1st
Cianan Lesley	20.00 (4.00) 23.00 (3.00)	20.00 (3.00) 20.00 (1.00)	24.00 (1.00) 25.00 (1.00)	23.00 (1.00) 23.00 (2.00)		178.00	1st
<b>05</b> Nixa High School (8)	<b>W</b> - 14 - Neg O-DB1 West Plains High School #1 <b>W</b> - 14 - Neg 99910 Lucas Barker	<b>W</b> - 02 - AFF CC-DB1 Brentwood High School <b>L</b> - 02 - AFF 99912 Joe Blasdel	<b>L</b> - 17 - Neg 99932 Sam Ferris <b>W</b> - 17 - Neg CN-DB2 Liberty High School #2	<b>L</b> - 09 - AFF AW-DB1 Parkway South High School <b>L</b> - 09 - AFF DE-DB1 Park Hill South High School		<b>4-4</b> 333	<b>12th</b>
Michael Ward	25.00 (1.00) 15.00 (1.00)	25.00 (1.00) 23.00 (2.00)	23.00 (3.00) 22.00 (1.00)	23.00 (2.00) 24.00 (2.00)		180.00	1st
Aaron Hunsaker	15.00 (4.00) 13.00 (2.00)	19.00 (3.00) 22.00 (4.00)	21.00 (4.00) 21.00 (2.00)	19.00 (4.00) 23.00 (4.00)		153.00	1st
<b>06</b> Central (Cape Girardeau) High School (7)	<b>L</b> - 13 - Neg AW-DB1 Parkway South High School <b>L</b> - 13 - Neg 9999 Kristin Stout	<b>L</b> - 14 - AFF B-DB1 Joplin High School #1 <b>L</b> - 14 - AFF 99916 Lisa Gill	<b>L</b> - 18 - Neg AV-DB1 Lee's Summit West High School <b>L</b> - 18 - Neg 9993 Bo Mahr	<b>L</b> - 07 - AFF O-DB1 West Plains High School #1 <b>L</b> - 07 - AFF 99932 Sam Ferris		<b>0-8</b> 199	<b>21st</b>
Alex Gentle	13.00 (4.00) 15.00 (3.00)	15.00 (4.00) 6.00 (3.00)	10.00 (3.00) 12.00 (4.00)	10.00 (4.00) 17.00 (3.00)		98.00	1st
Nicholas Smentkowski	20.00 (2.00) 13.00 (4.00)	15.00 (3.00) 5.00 (4.00)	8.00 (4.00) 13.00 (3.00)	11.00 (3.00) 16.00 (4.00)		101.00	1st
<b>07</b> Raytown South High School (9)	<b>W</b> - 03 - AFF BT-DB1 Republic High School <b>W</b> - 03 - AFF O-DB2 West Plains High School #2	<b>W</b> - 11 - Neg S-DB2 Seckman High School #2 <b>L</b> - 11 - Neg 9993 Bo Mahr	<b>W</b> - 21 - AFF CK-DB1 Monett High School <b>W</b> - 21 - AFF 9991 Christin Austin	<b>W</b> - 06 - Neg O-DB1 West Plains High School #1 <b>W</b> - 06 - Neg 99932 Sam Ferris		<b>7-1</b> 344	<b>4th</b>
David Easley	25.00 (1.00) 24.00 (1.00)	21.00 (1.00) 22.00 (3.00)	24.00 (1.00) 24.00 (1.00)	22.00 (1.00) 25.00 (1.00)		187.00	1st
Michael Keightley	21.00 (3.00) 18.00 (4.00)	19.00 (2.00) 15.00 (4.00)	20.00 (2.00) 21.00 (2.00)	19.00 (2.00) 24.00 (2.00)		157.00	1st

## MSHSAA State Championships Cross Examination Debate

Competitor	Round 1	Round 2	Round 3	Round 4	Round 5	Totals	Results
<b>08 Fort Osage High School (9)</b>	L - 02 - Neg B-DB2 Joplin High School #2 L - 02 - Neg 99921 Elijaha Kliensmith	W - 17 - AFF 9991 Christin Austin W - 17 - AFF CE-DB1 Kickapoo High School	L - 09 - Neg 99912 Joe Blasdel L - 09 - Neg AD-DB1 Rock Bridge High School #1	W - 18 - AFF CK-DB1 Monett High School L - 18 - AFF 99918 Whitney Jury		<b>3-5</b> 313	<b>13th</b>
Walter Winfrey	20.00 (4.00) 19.00 (3.00)	21.00 (2.00) 22.00 (2.00)	24.00 (4.00) 15.00 (4.00)	18.00 (1.00) 18.00 (2.00)		157.00	1st
Christopher Miles	20.00 (3.00) 16.00 (4.00)	22.00 (1.00) 23.00 (1.00)	24.00 (3.00) 20.00 (3.00)	14.00 (2.00) 17.00 (4.00)		156.00	1st
<b>09 Carthage High School (5)</b>	L - 11 - AFF AN-DB1 Lee's Summit High School W - 11 - AFF 99934 Eric Morris	W - 21 - Neg 99910 Lucas Barker W - 21 - Neg BQ-DB1 Warrensburg High School	W - 08 - AFF 99912 Joe Blasdel W - 08 - AFF AD-DB1 Rock Bridge High School #1	W - 05 - Neg AW-DB1 Parkway South High School W - 05 - Neg DE-DB1 Park Hill South High School		<b>7-1</b> 361	<b>2nd</b>
Blake Splitter	17.00 (4.00) 23.00 (2.00)	17.00 (2.00) 23.00 (2.00)	25.00 (1.00) 23.00 (2.00)	20.00 (3.00) 25.00 (1.00)		173.00	1st
Austin Bunnell	25.00 (1.00) 25.00 (1.00)	17.00 (1.00) 24.00 (1.00)	24.00 (2.00) 24.00 (1.00)	25.00 (1.00) 24.00 (3.00)		188.00	1st
<b>10 Jefferson City High School (4)</b>	L - 16 - Neg S-DB1 Seckman High School #1 L - 16 - Neg 9994 Danielle Martin	L - 01 - AFF AV-DB1 Lee's Summit West High School L - 01 - AFF 99915 Kamierion Douglas	W - 19 - Neg BT-DB1 Republic High School W - 19 - Neg 99921 Elijaha Kliensmith	L - 02 - AFF 9993 Bo Mahr L - 02 - AFF AD-DB2 Rock Bridge High School #2		<b>2-6</b> 306	<b>20th</b>
Kaleb Stoehr	17.00 (3.00) 15.00 (4.00)	22.00 (2.00) 21.00 (2.00)	24.00 (1.00) 21.00 (3.00)	23.00 (3.00) 20.00 (3.00)		163.00	1st
Jacob Stoehr	16.00 (4.00) 15.00 (3.00)	16.00 (4.00) 18.00 (4.00)	20.00 (3.00) 21.00 (2.00)	20.00 (4.00) 17.00 (4.00)		143.00	1st
<b>11 Jefferson City High School (4)</b>	W - 09 - Neg AN-DB1 Lee's Summit High School L - 09 - Neg 99934 Eric Morris	W - 07 - AFF 9993 Bo Mahr L - 07 - AFF S-DB2 Seckman High School #2	L - 20 - Neg B-DB2 Joplin High School #2 W - 20 - Neg 0551 Fort Osage High School #2	W - 13 - AFF O-DB2 West Plains High School #2 L - 13 - AFF 99916 Lisa Gill		<b>4-4</b> 343	<b>11th</b>
Hughes Lee	21.00 (2.00) 22.00 (3.00)	24.00 (2.00) 17.00 (4.00)	22.00 (3.00) 21.00 (1.00)	25.00 (1.00) 23.00 (2.00)		175.00	1st
Ahsen Kayani	18.00 (3.00) 20.00 (4.00)	25.00 (1.00) 18.00 (3.00)	23.00 (2.00) 20.00 (2.00)	24.00 (3.00) 20.00 (4.00)		168.00	1st
<b>12 Carthage High School (5)</b>	L - 01 - Neg CN-DB2 Liberty High School #2 L - 01 - Neg 9991 Christin Austin	W - 19 - AFF AW-DB1 Parkway South High School W - 19 - AFF 9999 Kristin Stout	L - 02 - Neg 99934 Eric Morris L - 02 - Neg CV-DB2 Ladue Horton Watkins High School #2	W - 17 - AFF 99928 Matt Gilmore L - 17 - AFF Q-DB1 Raytown High School		<b>3-5</b> 313	<b>14th</b>
Brandon Splitter	17.00 (3.00) 18.00 (4.00)	24.00 (1.00) 19.00 (3.00)	20.00 (4.00) 16.00 (4.00)	23.00 (1.00) 20.00 (2.00)		157.00	1st
Cherith Parnell	15.00 (4.00) 21.00 (3.00)	22.00 (3.00) 22.00 (1.00)	21.00 (3.00) 17.00 (3.00)	19.00 (4.00) 19.00 (4.00)		156.00	1st
<b>13 Liberty High School (3)</b>	W - 06 - AFF 9999 Kristin Stout W - 06 - AFF AW-DB1 Parkway South High School	L - 04 - Neg AD-DB2 Rock Bridge High School #2 W - 04 - Neg 99921 Elijaha Kliensmith	W - 03 - AFF CE-DB1 Kickapoo High School W - 03 - AFF 99924 Katelyn Lutz	L - 11 - Neg O-DB2 West Plains High School #2 W - 11 - Neg 99916 Lisa Gill		<b>6-2</b> 324	<b>5th</b>
Spencer Nelson	20.00 (1.00) 19.00 (3.00)	15.00 (3.00) 17.00 (4.00)	22.00 (2.00) 22.00 (1.00)	16.00 (4.00) 22.00 (3.00)		153.00	1st
Bethany Nelson	19.00 (2.00) 24.00 (1.00)	15.00 (4.00) 20.00 (2.00)	23.00 (1.00) 22.00 (2.00)	24.00 (2.00) 24.00 (1.00)		171.00	1st
<b>14 Hickman High School (2)</b>	L - 05 - AFF O-DB1 West Plains High School #1 L - 05 - AFF 99910 Lucas Barker	W - 06 - Neg B-DB1 Joplin High School #1 W - 06 - Neg 99916 Lisa Gill	L - 04 - AFF S-DB1 Seckman High School #1 L - 04 - AFF 99917 Jeff Jones	L - 03 - Neg AV-DB1 Lee's Summit West High School L - 03 - Neg 9994 Danielle Martin		<b>2-6</b> 252	<b>16th</b>
Hosanna Burr	20.00 (2.00) 9.00 (3.00)	19.00 (1.00) 24.00 (1.00)	22.00 (3.00) 17.00 (3.00)	18.00 (2.00) 20.00 (2.00)		149.00	1st
Anastasia Brewer	15.00 (3.00) 9.00 (4.00)	16.00 (2.00) 17.00 (2.00)	13.00 (4.00) 20.00 (4.00)	8.00 (4.00) 5.00 (4.00)		103.00	1st

**MSHSAA State Championships**  
**Cross Examination Debate**

Competitor	Round 1	Round 2	Round 3	Round 4	Round 5	Totals	Results
<b>15 Savannah High School (3)</b>	<b>L - 19 - Neg</b> AD-DB1 Rock Bridge High School #1 <b>L - 19 - Neg</b> 9993 Bo Mahr	<b>W - 18 - AFF</b> Q-DB1 Raytown High School <b>W - 18 - AFF</b> 99934 Eric Morris	<b>L - 16 - Neg</b> CC-DB1 Brentwood High School <b>L - 16 - Neg</b> X-DB2 Raytown South High School #2	<b>L - 01 - AFF</b> B-DB1 Joplin High School #1 <b>L - 01 - AFF</b> 99917 Jeff Jones		<b>2-6</b> 301	<b>17th</b>
Haden McDonald	18.00 (3.00) 18.00 (3.00)	18.00 (3.00) 18.00 (4.00)	18.00 (3.00) 20.00 (3.00)	20.00 (3.00) 21.00 (3.00)		151.00	1st
Bradley Stanton	17.00 (4.00) 11.00 (4.00)	20.00 (1.00) 23.00 (1.00)	21.00 (2.00) 18.00 (4.00)	20.00 (1.00) 20.00 (4.00)		150.00	1st
<b>16 Neosho High School (5)</b>	<b>W - 10 - AFF</b> S-DB1 Seckman High School #1 <b>W - 10 - AFF</b> 9994 Danielle Martin		<b>W - 15 - AFF</b> CC-DB1 Brentwood High School <b>W - 15 - AFF</b> X-DB2 Raytown South High School #2	<b>L - 04 - Neg</b> 9991 Christin Austin <b>L - 04 - Neg</b> BQ-DB1 Warrensburg High School	<b>L - 18 - Neg</b> AN-DB1 Lee's Summit High School <b>L - 18 - Neg</b> 99923 Jerome Link	<b>4-4</b> 351	<b>9th</b>
Hosea Born	24.00 (1.00) 25.00 (1.00)		22.00 (1.00) 25.00 (1.00)	21.00 (3.00) 18.00 (4.00)	24.00 (3.00) 20.00 (2.00)	179.00	1st
Samantha Duke	23.00 (2.00) 25.00 (2.00)		18.00 (4.00) 24.00 (2.00)	22.00 (2.00) 19.00 (3.00)	24.00 (2.00) 17.00 (3.00)	172.00	1st
<b>17 Pattonville High School (4)</b>	<b>W - 21 - AFF</b> 99917 Jeff Jones <b>W - 21 - AFF</b> B-DB1 Joplin High School #1	<b>L - 08 - Neg</b> 9991 Christin Austin <b>L - 08 - Neg</b> CE-DB1 Kickapoo High School	<b>L - 05 - AFF</b> CN-DB2 Liberty High School #2 <b>W - 05 - AFF</b> 99932 Sam Ferris	<b>W - 12 - Neg</b> Q-DB1 Raytown High School <b>L - 12 - Neg</b> 99928 Matt Gilmore		<b>4-4</b> 308	<b>10th</b>
Brian Dufrenne	22.00 (2.00) 20.00 (2.00)	14.00 (4.00) 16.00 (3.00)	19.00 (3.00) 24.00 (2.00)	20.00 (1.00) 20.00 (3.00)		155.00	1st
William Chaney	23.00 (1.00) 20.00 (1.00)	14.00 (3.00) 14.00 (4.00)	18.00 (4.00) 25.00 (1.00)	19.00 (3.00) 20.00 (2.00)		153.00	1st
<b>18 Oakville High School (4)</b>		<b>L - 15 - Neg</b> Q-DB1 Raytown High School <b>L - 15 - Neg</b> 99934 Eric Morris	<b>W - 06 - AFF</b> AV-DB1 Lee's Summit West High School <b>W - 06 - AFF</b> 9993 Bo Mahr	<b>L - 08 - Neg</b> CK-DB1 Monett High School <b>W - 08 - Neg</b> 99918 Whitney Jury	<b>W - 16 - AFF</b> AN-DB1 Lee's Summit High School <b>W - 16 - AFF</b> 99923 Jerome Link	<b>5-3</b> 306	<b>7th</b>
Sean Kleffner		17.00 (4.00) 20.00 (3.00)	24.00 (2.00) 17.00 (2.00)	11.00 (4.00) 17.00 (3.00)	15.00 (4.00) 17.00 (4.00)	138.00	1st
Emma Sona		19.00 (2.00) 20.00 (2.00)	25.00 (1.00) 25.00 (1.00)	14.00 (3.00) 20.00 (1.00)	23.00 (1.00) 22.00 (1.00)	168.00	1st
<b>19 Raytown South High School (9)</b>	<b>W - 15 - AFF</b> AD-DB1 Rock Bridge High School #1 <b>W - 15 - AFF</b> 9993 Bo Mahr	<b>L - 12 - Neg</b> AW-DB1 Parkway South High School <b>L - 12 - Neg</b> 9999 Kristin Stout	<b>L - 10 - AFF</b> BT-DB1 Republic High School <b>L - 10 - AFF</b> 99921 Eljiha Kliensmith		<b>L - 01 - Neg</b> BQ-DB1 Warrensburg High School <b>L - 01 - Neg</b> 99910 Lucas Barker	<b>2-6</b> 313	<b>15th</b>
Jared Novack	21.00 (2.00) 24.00 (1.00)	23.00 (2.00) 17.00 (4.00)	21.00 (2.00) 22.00 (1.00)		18.00 (4.00) 16.00 (3.00)	162.00	1st
Alysa Orchard	23.00 (1.00) 19.00 (2.00)	20.00 (4.00) 20.00 (2.00)	19.00 (4.00) 15.00 (4.00)		20.00 (3.00) 15.00 (4.00)	151.00	1st
<b>20 Central (Springfield) High School (8)</b>	<b>W - 04 - AFF</b> CK-DB1 Monett High School <b>W - 04 - AFF</b> 99912 Joe Blasdel	<b>W - 03 - Neg</b> 99917 Jeff Jones <b>W - 03 - Neg</b> 0971 West Plains High School #3	<b>L - 11 - AFF</b> 0551 Fort Osage High School #2 <b>W - 11 - AFF</b> B-DB2 Joplin High School #2	<b>L - 21 - Neg</b> 99936 Mariah Suddarth <b>L - 21 - Neg</b> S-DB2 Seckman High School #2		<b>5-3</b> 329	<b>8th</b>
Andrew Cummings	24.00 (1.00) 22.00 (4.00)	23.00 (2.00) 23.00 (1.00)	17.00 (4.00) 24.00 (1.00)	14.00 (4.00) 15.00 (3.00)		162.00	1st
Henry Sivils	20.00 (2.00) 24.00 (1.00)	25.00 (1.00) 20.00 (2.00)	20.00 (3.00) 22.00 (4.00)	21.00 (2.00) 15.00 (4.00)		167.00	1st
<b>21 Camdenton High School (6)</b>	<b>L - 17 - Neg</b> B-DB1 Joplin High School #1 <b>L - 17 - Neg</b> 99917 Jeff Jones	<b>L - 09 - AFF</b> 99910 Lucas Barker <b>L - 09 - AFF</b> BQ-DB1 Warrensburg High School	<b>L - 07 - Neg</b> 9991 Christin Austin <b>L - 07 - Neg</b> CK-DB1 Monett High School	<b>W - 20 - AFF</b> S-DB2 Seckman High School #2 <b>W - 20 - AFF</b> 99936 Mariah Suddarth		<b>2-6</b> 254	<b>19th</b>
Laura Weiss	13.00 (4.00) 15.00 (3.00)	11.00 (4.00) 18.00 (4.00)	17.00 (4.00) 13.00 (3.00)	19.00 (2.00) 16.00 (3.00)		122.00	1st
Logan Gilbert	14.00 (3.00) 14.00 (4.00)	12.00 (3.00) 19.00 (3.00)	17.00 (3.00) 12.00 (4.00)	22.00 (1.00) 22.00 (1.00)		132.00	1st

**MSHSAA State Championships  
Lincoln-Douglas Debate**

Competitor	Round 1	Round 2	Round 3	Round 4	Totals	Results
<b>A Marshall High School (1)</b>	L - D - Neg 0551 Fort Osage High School #2 L - D - Neg L-DB1 Park Hill High School	W - G - AFF AF-DB1 Central (Springfield) High School L - G - AFF 99925 Garrett Pratt	L - K - Neg AR-DB2 Nixa High School #2 W - K - Neg 99915 Kamierion Douglas	L - Q - AFF 99913 Molly Breese L - Q - AFF AB-DB1 Fort Osage High School	<b>2-6</b> 337	<b>23rd</b>
Cindy Umana	44.00 42.00	43.00 39.00	42.00 42.00	39.00 46.00	337.00	1st
<b>AA Liberty High School (3)</b>	W - O - AFF CX-DB1 Logan-Rogersville High School L - O - AFF 99915 Kamierion Douglas	W - R - Neg 99924 Katelyn Lutz W - R - Neg C-DB1 Pembroke Hill High School	W - M - AFF AL-DB2 Carthage High School #2 W - M - AFF 9995 Emma McIntyre	L - BB - Neg AF-DB1 Central (Springfield) High School W - BB - Neg 99933 Jeff May	<b>6-2</b> 386	<b>6th</b>
Helen Alpern	50.00 44.00	49.00 48.00	50.00 48.00	49.00 48.00	386.00	1st
<b>B Willard High School (8)</b>	W - E - Neg 99911 Deanna Beaton W - E - Neg AW-DB1 Parkway South High School	W - U - AFF CN-DB1 Liberty High School #1 W - U - AFF X-DB2 Raytown South High School #2	W - W - Neg X-DB1 Raytown South High School #1 W - W - Neg 99918 Whitney Jury	L - J - AFF E-DB1 Oakville High School W - J - AFF 99915 Kamierion Douglas	<b>7-1</b> 377	<b>1st</b>
Greg Hamilton	49.00 47.00	49.00 48.00	46.00 48.00	42.00 48.00	377.00	1st
<b>BB Jefferson City High School (4)</b>	W - W - Neg AL-DB1 Carthage High School #1 W - W - Neg 99916 Lisa Gill	L - J - AFF AB-DB1 Fort Osage High School L - J - AFF 99918 Whitney Jury	W - N - Neg AT-DB2 Central (Cape Girardeau) High School #2 L - N - Neg 99911 Deanna Beaton	L - AA - AFF 99933 Jeff May W - AA - AFF AF-DB1 Central (Springfield) High School	<b>4-4</b> 378	<b>14th</b>
Samuel Krause	46.00 47.00	48.00 47.00	46.00 48.00	47.00 49.00	378.00	1st
<b>C Park Hill South High School (3)</b>	L - H - Neg 99913 Molly Breese L - H - Neg AR-DB1 Nixa High School #1	L - Z - AFF AB-DB1 Fort Osage High School L - Z - AFF 99918 Whitney Jury	W - E - Neg AL-DB1 Carthage High School #1 L - E - Neg 99935 Carl Stafford	L - U - AFF CB-DB1 Neosho High School L - U - AFF 99931 Kayla Kemp	<b>1-7</b> 372	<b>24th</b>
Jake Mazeitis	45.00 48.00	48.00 49.00	45.00 48.00	45.00 44.00	372.00	1st
<b>D Parkview High School (8)</b>	W - A - AFF 0551 Fort Osage High School #2 W - A - AFF L-DB1 Park Hill High School	W - T - Neg CB-DB1 Neosho High School W - T - Neg 99929 Yvonne Hayes	L - S - AFF AT-DB2 Central (Cape Girardeau) High School #2 L - S - AFF 99911 Deanna Beaton	W - O - Neg CZ-DB1 Clayton High School L - O - Neg 99926 Samantha Twyman	<b>5-3</b> 359	<b>11th</b>
Dominique Moore	48.00 44.00	43.00 46.00	45.00 46.00	42.00 45.00	359.00	1st
<b>E West Plains High School (6)</b>	L - B - AFF 99911 Deanna Beaton L - B - AFF AW-DB1 Parkway South High School	L - X - Neg 0691 Central (Springfield) High School #2 W - X - Neg AT-DB1 Central (Cape Girardeau) High School #1	W - C - AFF 99935 Carl Stafford L - C - AFF AL-DB1 Carthage High School #1	W - F - Neg AR-DB2 Nixa High School #2 W - F - Neg 99926 Samantha Twyman	<b>4-4</b> 369	<b>18th</b>
Derek McGinnis	47.00 46.00	44.00 50.00	49.00 44.00	42.00 47.00	369.00	1st
<b>F Harrisonville High School (9)</b>	L - Q - Neg CX-DB1 Logan-Rogersville High School L - Q - Neg 99915 Kamierion Douglas	W - H - AFF AT-DB1 Central (Cape Girardeau) High School #1 L - H - AFF 0691 Central (Springfield) High School #2	L - Z - Neg AL-DB2 Carthage High School #2 L - Z - Neg 99929 Yvonne Hayes	L - E - AFF 99926 Samantha Twyman L - E - AFF AR-DB2 Nixa High School #2	<b>1-7</b> 362	<b>25th</b>
Jacob Davis	44.00 45.00	50.00 47.00	43.00 46.00	46.00 41.00	362.00	1st
<b>G Warrenton High School (2)</b>	L - P - AFF X-DB2 Raytown South High School #2 L - P - AFF 99929 Yvonne Hayes	L - A - Neg AF-DB1 Central (Springfield) High School W - A - Neg 99925 Garrett Pratt	L - T - AFF L-DB1 Park Hill High School L - T - AFF 99916 Lisa Gill	L - S - Neg 99931 Kayla Kemp L - S - Neg CB-DB1 Neosho High School	<b>1-7</b> 343	<b>26th</b>
Jacob Ruby	42.00 42.00	43.00 40.00	47.00 43.00	42.00 44.00	343.00	1st
<b>H Neosho High School (5)</b>	W - C - AFF 99913 Molly Breese W - C - AFF AR-DB1 Nixa High School #1	L - F - Neg AT-DB1 Central (Cape Girardeau) High School #1 W - F - Neg 0691 Central (Springfield) High School #2	W - Y - AFF 99918 Whitney Jury L - Y - AFF X-DB1 Raytown South High School #1	W - P - Neg C-DB1 Pembroke Hill High School L - P - Neg 99910 Lucas Barker	<b>5-3</b> 379	<b>12th</b>
Kaci Culp	47.00 50.00	49.00 49.00	50.00 48.00	43.00 43.00	379.00	1st
<b>I Camdenton High School (6)</b>	L - U - Neg AT-DB2 Central (Cape Girardeau) High School #2 L - U - Neg AL-DB2 Carthage High School #2	W - W - AFF CB-DB1 Neosho High School W - W - AFF 99929 Yvonne Hayes	L - J - Neg CZ-DB1 Clayton High School L - J - Neg 99926 Samantha Twyman	L - N - AFF CX-DB1 Logan-Rogersville High School L - N - AFF 99935 Carl Stafford	<b>2-6</b> 377	<b>22nd</b>
Alaina Sonksen	47.00 48.00	45.00 48.00	47.00 48.00	46.00 48.00	377.00	1st

**MSHSAA State Championships  
Lincoln-Douglas Debate**

Competitor	Round 1	Round 2	Round 3	Round 4	Totals	Results
<b>J</b> Monett High School (5)	W - M - AFF L-DB1 Park Hill High School W - M - AFF 0551 Fort Osage High School #2	W - BB - Neg AB-DB1 Fort Osage High School W - BB - Neg 99918 Whitney Jury	W - I - AFF CZ-DB1 Clayton High School W - I - AFF 99926 Samantha Twyman	W - B - Neg E-DB1 Oakville High School L - B - Neg 99915 Kamierion Douglas	<b>7-1</b> 383	<b>2nd</b>
Jonah Ragsdale	45.00 47.00	49.00 49.00	50.00 50.00	46.00 47.00	383.00	1st
<b>K</b> Truman High School (9)	W - Y - AFF AL-DB1 Carthage High School #1 L - Y - AFF 99916 Lisa Gill	W - P - Neg CN-DB1 Liberty High School #1 W - P - Neg AT-DB2 Central (Cape Girardeau) High School #2	W - A - AFF AR-DB2 Nixa High School #2 L - A - AFF 99915 Kamierion Douglas	L - T - Neg 99935 Carl Stafford L - T - Neg CX-DB1 Logan-Rogersville High School	<b>4-4</b> 365	<b>17th</b>
Caitlin Fitzpatrick	48.00 46.00	47.00 47.00	47.00 41.00	46.00 43.00	365.00	1st
<b>L</b> Pattonville High School (4)	W - S - AFF X-DB2 Raytown South High School #2 L - S - AFF 99929 Yvonne Hayes	W - O - Neg AF-DB1 Central (Springfield) High School L - O - Neg 99925 Garrett Pratt	W - R - AFF 99916 Lisa Gill L - R - AFF L-DB1 Park Hill High School	W - M - Neg 99913 Molly Breese W - M - Neg AB-DB1 Fort Osage High School	<b>5-3</b> 361	<b>13th</b>
Robert Fowler	49.00 46.00	46.00 43.00	46.00 44.00	39.00 48.00	361.00	1st
<b>M</b> Farmington High School (7)	L - J - Neg L-DB1 Park Hill High School L - J - Neg 0551 Fort Osage High School #2	L - N - AFF E-DB1 Oakville High School L - N - AFF AR-DB2 Nixa High School #2	L - AA - Neg 9995 Emma McIntyre L - AA - Neg AL-DB2 Carthage High School #2	L - L - AFF AB-DB1 Fort Osage High School L - L - AFF 99913 Molly Breese	<b>0-8</b> 328	<b>27th</b>
Kelly Freeman	45.00 41.00	41.00 35.00	41.00 42.00	45.00 38.00	328.00	1st
<b>N</b> Lee's Summit North High School (9)	W - R - AFF AR-DB1 Nixa High School #1 W - R - AFF 99913 Molly Breese	W - M - Neg AR-DB2 Nixa High School #2 W - M - Neg E-DB1 Oakville High School	AT-DB2 Central (Cape Girardeau) High School #2 W - BB - AFF 99911 Deanna Beaton	W - I - Neg CX-DB1 Logan-Rogersville High School W - I - Neg 99935 Carl Stafford	<b>7-1</b> 370	<b>4th</b>
Justin Hankins	48.00 49.00	36.00 44.00	45.00 49.00	49.00 50.00	370.00	1st
<b>O</b> Lee's Summit West High School (9)	W - AA - Neg 99915 Kamierion Douglas L - AA - Neg CX-DB1 Logan-Rogersville High School	W - L - AFF 99925 Garrett Pratt L - L - AFF AF-DB1 Central (Springfield) High School	L - V - Neg AL-DB1 Carthage High School #1 L - V - Neg 99935 Carl Stafford	L - D - AFF CZ-DB1 Clayton High School W - D - AFF 99926 Samantha Twyman	<b>3-5</b> 364	<b>21st</b>
Michael Brummett	46.00 49.00	46.00 46.00	47.00 48.00	39.00 43.00	364.00	1st
<b>P</b> Kickapoo High School (8)	W - G - Neg X-DB2 Raytown South High School #2 W - G - Neg 99929 Yvonne Hayes	L - K - AFF CN-DB1 Liberty High School #1 L - K - AFF AT-DB2 Central (Cape Girardeau) High School #2	W - Q - Neg CZ-DB1 Clayton High School W - Q - Neg 99926 Samantha Twyman	L - H - AFF C-DB1 Pembroke Hill High School W - H - AFF 99910 Lucas Barker	<b>5-3</b> 368	<b>10th</b>
Emma Conner	48.00 46.00	46.00 45.00	45.00 49.00	41.00 48.00	368.00	1st
<b>Q</b> Savannah High School (3)	W - F - AFF CX-DB1 Logan-Rogersville High School W - F - AFF 99915 Kamierion Douglas	L - Y - Neg C-DB1 Pembroke Hill High School L - Y - Neg 99924 Katelyn Lutz	L - P - AFF CZ-DB1 Clayton High School L - P - AFF 99926 Samantha Twyman	W - A - Neg 99913 Molly Breese W - A - Neg AB-DB1 Fort Osage High School	<b>4-4</b> 361	<b>19th</b>
Samantha Brown	47.00 47.00	37.00 47.00	43.00 47.00	45.00 48.00	361.00	1st
<b>R</b> Seneca High School (5)	L - N - Neg AR-DB1 Nixa High School #1 L - N - Neg 99913 Molly Breese	L - AA - AFF 99924 Katelyn Lutz L - AA - AFF C-DB1 Pembroke Hill High School	W - L - Neg L-DB1 Park Hill High School L - L - Neg 99916 Lisa Gill	W - V - AFF AF-DB1 Central (Springfield) High School W - V - AFF 99933 Jeff May	<b>3-5</b> 367	<b>20th</b>
Sage Rowe	46.00 47.00	48.00 36.00	48.00 46.00	49.00 47.00	367.00	1st
<b>S</b> Staley High School (3)	L - L - Neg X-DB2 Raytown South High School #2 W - L - Neg 99929 Yvonne Hayes	L - V - AFF E-DB1 Oakville High School L - V - AFF AR-DB2 Nixa High School #2	W - D - Neg AT-DB2 Central (Cape Girardeau) High School #2 W - D - Neg 99911 Deanna Beaton	W - G - AFF 99931 Kayla Kemp W - G - AFF CB-DB1 Neosho High School	<b>5-3</b> 369	<b>8th</b>
Cowan Byers	49.00 47.00	40.00 41.00	46.00 50.00	49.00 47.00	369.00	1st
<b>T</b> Ladue Horton Watkins High School (4)	L - V - Neg AT-DB2 Central (Cape Girardeau) High School #2 L - V - Neg AL-DB2 Carthage High School #2	L - D - AFF CB-DB1 Neosho High School L - D - AFF 99929 Yvonne Hayes	W - G - Neg L-DB1 Park Hill High School W - G - Neg 99916 Lisa Gill	W - K - AFF 99935 Carl Stafford W - K - AFF CX-DB1 Logan-Rogersville High School	<b>4-4</b> 369	<b>16th</b>
Haohang Xu	47.00 49.00	43.00 42.00	48.00 47.00	47.00 46.00	369.00	1st

**MSHSAA State Championships  
Lincoln-Douglas Debate**

Competitor	Round 1	Round 2	Round 3	Round 4	Totals	Results
<b>U</b> Ladue Horton Watkins High School (4)	<b>W</b> - I - AFF AL-DB2 Carthage High School #2 <b>W</b> - I - AFF AT-DB2 Central (Cape Girardeau) High School #2	<b>L</b> - B - Neg CN-DB1 Liberty High School #1 <b>L</b> - B - Neg X-DB2 Raytown South High School #2	<b>W</b> - X - AFF 99915 Kamierion Douglas <b>L</b> - X - AFF AR-DB2 Nixa High School #2	<b>W</b> - C - Neg CB-DB1 Neosho High School <b>W</b> - C - Neg 99931 Kayla Kemp	<b>5-3</b> 382	<b>9th</b>
Jerome Gregory	50.00 48.00	47.00 47.00	50.00 49.00	45.00 46.00	382.00	1st
<b>V</b> Warrensburg High School (1)	<b>W</b> - T - AFF AT-DB2 Central (Cape Girardeau) High School #2 <b>W</b> - T - AFF AL-DB2 Carthage High School #2	<b>W</b> - S - Neg E-DB1 Oakville High School <b>W</b> - S - Neg AR-DB2 Nixa High School #2	<b>W</b> - O - AFF AL-DB1 Carthage High School #1 <b>W</b> - O - AFF 99935 Carl Stafford	<b>L</b> - R - Neg AF-DB1 Central (Springfield) High School <b>L</b> - R - Neg 99933 Jeff May	<b>6-2</b> 375	<b>5th</b>
Jason Tian	49.00 50.00	42.00 42.00	48.00 49.00	49.00 46.00	375.00	1st
<b>W</b> Jackson High School (7)	<b>L</b> - BB - AFF 99916 Lisa Gill <b>L</b> - BB - AFF AL-DB1 Carthage High School #1	<b>L</b> - I - Neg 99929 Yvonne Hayes <b>L</b> - I - Neg CB-DB1 Neosho High School	<b>L</b> - B - AFF X-DB1 Raytown South High School #1 <b>L</b> - B - AFF 99918 Whitney Jury	<b>L</b> - X - Neg C-DB1 Pembroke Hill High School <b>L</b> - X - Neg 99910 Lucas Barker	<b>0-8</b> 332	<b>28th</b>
Alicia Hankins	42.00 43.00	42.00 42.00	41.00 42.00	36.00 44.00	332.00	1st
<b>X</b> Webb City High School (5)	<b>L</b> - Z - Neg 99911 Deanna Beaton <b>L</b> - Z - Neg AW-DB1 Parkway South High School	<b>W</b> - E - AFF 0691 Central (Springfield) High School #2 <b>L</b> - E - AFF AT-DB1 Central (Cape Girardeau) High School #1	<b>W</b> - U - Neg AR-DB2 Nixa High School #2 <b>L</b> - U - Neg 99915 Kamierion Douglas	<b>W</b> - W - AFF 99910 Lucas Barker <b>W</b> - W - AFF C-DB1 Pembroke Hill High School	<b>4-4</b> 375	<b>15th</b>
Abigail Naaykens	48.00 46.00	44.00 49.00	50.00 49.00	48.00 41.00	375.00	1st
<b>Y</b> Hickman High School (2)	<b>L</b> - K - Neg AL-DB1 Carthage High School #1 <b>W</b> - K - Neg 99916 Lisa Gill	<b>W</b> - Q - AFF C-DB1 Pembroke Hill High School <b>W</b> - Q - AFF 99924 Katelyn Lutz	<b>L</b> - H - Neg 99918 Whitney Jury <b>W</b> - H - Neg X-DB1 Raytown South High School #1	<b>L</b> - Z - AFF E-DB1 Oakville High School <b>W</b> - Z - AFF 99915 Kamierion Douglas	<b>5-3</b> 373	<b>7th</b>
Ashwath Kumar	46.00 48.00	45.00 50.00	49.00 49.00	39.00 47.00	373.00	1st
<b>Z</b> Parkview High School (8)	<b>W</b> - X - AFF 99911 Deanna Beaton <b>W</b> - X - AFF AW-DB1 Parkway South High School	<b>W</b> - C - Neg AB-DB1 Fort Osage High School <b>W</b> - C - Neg 99918 Whitney Jury	<b>W</b> - F - AFF AL-DB2 Carthage High School #2 <b>W</b> - F - AFF 99929 Yvonne Hayes	<b>W</b> - Y - Neg E-DB1 Oakville High School <b>L</b> - Y - Neg 99915 Kamierion Douglas	<b>7-1</b> 378	<b>3rd</b>
Hannah Haynes	49.00 48.00	49.00 50.00	46.00 49.00	42.00 45.00	378.00	1st

This tournament is being run using SpeechWire Tournament Services software - [www.SpeechWire.com](http://www.SpeechWire.com).  
© 2004-2013 Ben Stewart - All Rights Reserved. SpeechWire version 4.18.009.



## MSHSAA State Championships Public Forum Debate

Competitor	Round 1	Round 2	Round 3	Round 4	Round 5	Totals	Results
<b>31 Savannah High School (3)</b>	<b>L - 54 - AFF</b> BC-DB1 Webb City High School <b>L - 54 - AFF</b> 99924 Katelyn Lutz	<b>L - 40 - AFF</b> CV-DB1 Ladue Horton Watkins High School #1 <b>L - 40 - AFF</b> 99926 Samantha Twyman	<b>W - 57 - AFF</b> CD-DB1 Jackson High School <b>W - 57 - AFF</b> 99925 Garrett Pratt		<b>W - 35 - AFF</b> BR-DB1 Seneca High School <b>W - 35 - AFF</b> 9998 Mitchell Smith	<b>4-4</b> 358	<b>15th</b>
Brent Rosenauer	46.00 (4.00) 48.00 (4.00)	40.00 (4.00) 46.00 (1.00)	49.00 (1.00) 39.00 (1.00)		48.00 (1.00) 42.00 (4.00)	358.00	1st
Tucker McCoy						0.00	1st
<b>32 Rock Bridge High School (2)</b>	<b>L - 48 - Neg</b> CP-DB1 Staley High School <b>W - 48 - Neg</b> 99918 Whitney Jury	<b>L - 45 - Neg</b> AZ-DB1 Willard High School <b>L - 45 - Neg</b> 99911 Deanna Beaton	<b>L - 44 - Neg</b> 9994 Danielle Martin <b>L - 44 - Neg</b> BC-DB1 Webb City High School	<b>W - 56 - Neg</b> CR-DB1 Parkview High School <b>L - 56 - Neg</b> 99937 Sean Qureshi		<b>2-6</b> 369	<b>21st</b>
Whitney Cravens						0.00	1st
Sara Ashbaugh	47.00 (4.00) 43.00 (4.00)	48.00 (3.00) 47.00 (3.00)	46.00 (3.00) 43.00 (3.00)	50.00 (1.00) 45.00 (4.00)		369.00	1st
<b>33 Neosho High School (5)</b>	<b>L - 44 - AFF</b> DE-DB1 Park Hill South High School <b>L - 44 - AFF</b> BB-DB1 Truman High School	<b>L - 56 - Neg</b> CV-DB2 Ladue Horton Watkins High School #2 <b>L - 56 - Neg</b> 0551 Fort Osage High School #2	<b>L - 47 - Neg</b> CD-DB1 Jackson High School <b>L - 47 - Neg</b> 99925 Garrett Pratt	<b>W - 52 - Neg</b> CO-DB1 Hickman High School <b>L - 52 - Neg</b> 99912 Joe Blasdel		<b>1-7</b> 360	<b>22nd</b>
Cecelia Bentz	44.00 (2.00) 45.00 (3.00)	46.00 (4.00) 44.00 (4.00)	47.00 (4.00) 42.00 (4.00)	46.00 (2.00) 46.00 (4.00)		360.00	1st
Zachary Jones						0.00	1st
<b>34 Kickapoo High School (8)</b>	<b>W - 36 - AFF</b> CC-DB1 Brentwood High School <b>W - 36 - AFF</b> AM-DB1 Marshall High School		<b>W - 53 - Neg</b> CV-DB1 Ladue Horton Watkins High School #1 <b>L - 53 - Neg</b> 9997 Miles Reed	<b>W - 48 - Neg</b> CG-DB1 Jefferson City High School #1 <b>W - 48 - Neg</b> 9992 Kirk Gandy	<b>W - 43 - Neg</b> CI-DB1 Savannah High School <b>W - 43 - Neg</b> 99914 Jazmin Burrell	<b>7-1</b> 377	<b>6th</b>
Joshua Kimrey						0.00	1st
Connor Hakan	47.00 (1.00) 48.00 (1.00)		43.00 (1.00) 48.00 (2.00)	47.00 (1.00) 46.00 (1.00)	48.00 (3.00) 50.00 (2.00)	377.00	1st
<b>35 Raytown High School (9)</b>		<b>L - 53 - Neg</b> AZ-DB1 Willard High School <b>L - 53 - Neg</b> 99911 Deanna Beaton	<b>L - 41 - Neg</b> CP-DB1 Staley High School <b>L - 41 - Neg</b> 99910 Lucas Barker	<b>W - 46 - Neg</b> 9995 Emma McIntyre <b>W - 46 - Neg</b> CG-DB1 Jefferson City High School #1	<b>L - 31 - Neg</b> BR-DB1 Seneca High School <b>L - 31 - Neg</b> 9998 Mitchell Smith	<b>2-6</b> 352	<b>20th</b>
Claire Robinson		46.00 (2.00) 47.00 (4.00)	42.00 (4.00) 44.00 (4.00)	43.00 (4.00) 46.00 (3.00)	42.00 (3.00) 42.00 (3.00)	352.00	1st
Paige Keeton						0.00	1st
<b>36 Seckman High School (7)</b>	<b>L - 34 - Neg</b> CC-DB1 Brentwood High School <b>L - 34 - Neg</b> AM-DB1 Marshall High School	<b>L - 48 - Neg</b> 0841 Seneca High School #2 <b>W - 48 - Neg</b> 9997 Miles Reed	<b>L - 45 - Neg</b> CG-DB2 Jefferson City High School #2 <b>L - 45 - Neg</b> 9998 Mitchell Smith	<b>L - 44 - AFF</b> XA-DB1 Harrisonville High School <b>L - 44 - AFF</b> 99927 Kevin Conner		<b>1-7</b> 339	<b>23rd</b>
Carly Cummiskey	43.00 (3.00) 40.00 (3.00)	35.00 (3.00) 45.00 (2.00)	42.00 (3.00) 42.00 (3.00)	46.00 (3.00) 46.00 (3.00)		339.00	1st
Kayla Thomas						0.00	1st
<b>37 Liberty High School (3)</b>	<b>W - 38 - AFF</b> CR-DB1 Parkview High School <b>W - 38 - AFF</b> 9995 Emma McIntyre	<b>BYE</b>	<b>L - 48 - AFF</b> DI-DB1 Farmington High School <b>W - 48 - AFF</b> 99919 Devin Kelsey	<b>L - 45 - AFF</b> DB-DB1 Lee's Summit North High School <b>L - 45 - AFF</b> 99914 Jazmin Burrell		<b>5-3</b> 361.34	<b>11th</b>
Julie Staszko	49.00 (2.00) 48.00 (2.00)	45.17 (2.33) 45.17 (2.33)	47.00 (2.00) 42.00 (2.00)	40.00 (4.00) 45.00 (2.00)		361.34	1st
Monica Gehrig						0.00	1st
<b>38 Seckman High School (7)</b>	<b>L - 37 - Neg</b> CR-DB1 Parkview High School <b>L - 37 - Neg</b> 9995 Emma McIntyre	<b>L - 54 - AFF</b> AM-DB1 Marshall High School <b>L - 54 - AFF</b> CK-DB1 Monett High School	<b>L - 40 - Neg</b> CG-DB2 Jefferson City High School #2 <b>L - 40 - Neg</b> 9992 Kirk Gandy	<b>L - 39 - Neg</b> AZ-DB1 Willard High School <b>L - 39 - Neg</b> 99912 Joe Blasdel		<b>0-8</b> 334	<b>25th</b>
Jamie Kutz	45.00 (4.00) 40.00 (4.00)	43.00 (4.00) 39.00 (4.00)	40.00 (4.00) 39.00 (4.00)	46.00 (4.00) 42.00 (3.00)		334.00	1st
Reid Augustin						0.00	1st

## MSHSAA State Championships Public Forum Debate

Competitor	Round 1	Round 2	Round 3	Round 4	Round 5	Totals	Results
<b>39</b> Lee's Summit West High School (9)	<b>BYE</b>	<b>L</b> - 43 - Neg CH-DB1 Camdenton High School <b>L</b> - 43 - Neg 9995 Emma McIntyre	<b>L</b> - 50 - AFF 99919 Devin Kelsey <b>W</b> - 50 - AFF DI-DB1 Farmington High School	<b>W</b> - 38 - AFF AZ-DB1 Willard High School <b>W</b> - 38 - AFF 99912 Joe Blasdel		<b>5-3</b> 368	<b>12th</b>
Gabriela Cutrera						0.00	1st
Brittany James	46.00 (1.67) 46.00 (1.67)	47.00 (2.00) 43.00 (3.00)	44.00 (2.00) 48.00 (1.00)	49.00 (1.00) 45.00 (1.00)		368.00	1st
<b>40</b> Republic High School (8)	<b>L</b> - 47 - Neg DE-DB1 Park Hill South High School <b>L</b> - 47 - Neg 9997 Miles Reed	<b>W</b> - 31 - Neg CV-DB1 Ladue Horton Watkins High School #1 <b>W</b> - 31 - Neg 99926 Samantha Twyman	<b>W</b> - 38 - AFF CG-DB2 Jefferson City High School #2 <b>W</b> - 38 - AFF 9992 Kirk Gandy	<b>BYE</b>		<b>6-2</b> 362.66	<b>7th</b>
Julie Nelson	45.00 (2.00) 44.00 (3.00)	47.00 (2.00) 47.00 (3.00)	47.00 (2.00) 42.00 (2.00)	45.33 (2.33) 45.33 (2.33)		362.66	1st
Kassiey Allred						0.00	1st
<b>41</b> Nixa High School (8)	<b>L</b> - 57 - AFF DJ-DB1 Pattonville High School <b>W</b> - 57 - AFF 9997 Miles Reed	<b>L</b> - 51 - AFF 99923 Jerome Link <b>L</b> - 51 - AFF CG-DB1 Jefferson City High School #1	<b>W</b> - 35 - AFF CP-DB1 Staley High School <b>W</b> - 35 - AFF 99910 Lucas Barker	<b>L</b> - 54 - AFF 99927 Kevin Conner <b>W</b> - 54 - AFF XA-DB1 Harrisonville High School		<b>4-4</b> 380	<b>13th</b>
Nicholas Ricci	49.00 (4.00) 47.00 (3.00)	47.00 (4.00) 47.00 (2.00)	47.00 (1.00) 47.00 (1.00)	47.00 (4.00) 49.00 (3.00)		380.00	1st
Weston Ballard						0.00	1st
<b>42</b> Brentwood High School (4)	<b>L</b> - 56 - AFF DB-DB1 Lee's Summit North High School <b>L</b> - 56 - AFF 9995 Emma McIntyre	<b>L</b> - 47 - Neg 9994 Danielle Martin <b>W</b> - 47 - Neg 0841 Seneca High School #2	<b>W</b> - 52 - Neg 99923 Jerome Link <b>L</b> - 52 - Neg CF-DB1 Warrenton High School	<b>W</b> - 57 - AFF AM-DB1 Marshall High School <b>W</b> - 57 - AFF 99911 Deanna Beaton		<b>4-4</b> 378	<b>14th</b>
David Rivera						0.00	1st
Dallas Neely	45.00 (2.00) 44.00 (2.00)	46.00 (2.00) 49.00 (1.00)	49.00 (1.00) 46.00 (2.00)	50.00 (1.00) 49.00 (1.00)		378.00	1st
<b>43</b> Oakville High School (4)	<b>L</b> - 50 - AFF CO-DB1 Hickman High School <b>W</b> - 50 - AFF 0841 Seneca High School #2	<b>W</b> - 39 - AFF CH-DB1 Camdenton High School <b>W</b> - 39 - AFF 9995 Emma McIntyre		<b>L</b> - 53 - AFF CR-DB1 Parkview High School <b>L</b> - 53 - AFF 99937 Sean Qureshi	<b>L</b> - 34 - AFF CI-DB1 Savannah High School <b>L</b> - 34 - AFF 99914 Jazmin Burrell	<b>3-5</b> 363	<b>19th</b>
Aron Johannsson	43.00 (1.00) 44.00 (4.00)	48.00 (3.00) 44.00 (4.00)		42.00 (3.00) 45.00 (2.00)	47.00 (4.00) 50.00 (4.00)	363.00	1st
Olivia Weigl						0.00	1st
<b>44</b> Parkway South High School (4)	<b>W</b> - 33 - Neg DE-DB1 Park Hill South High School <b>W</b> - 33 - Neg BB-DB1 Truman High School	<b>BYE</b>	<b>W</b> - 32 - AFF 9994 Danielle Martin <b>W</b> - 32 - AFF BC-DB1 Webb City High School	<b>W</b> - 36 - Neg XA-DB1 Harrisonville High School <b>W</b> - 36 - Neg 99927 Kevin Conner		<b>8-0</b> 389.34	<b>1st</b>
Brian Cheng	48.00 (1.00) 49.00 (1.00)	48.67 (1.00) 48.67 (1.00)	50.00 (1.00) 49.00 (1.00)	48.00 (1.00) 48.00 (1.00)		389.34	1st
John Heider						0.00	1st
<b>45</b> Monett High School (5)	<b>BYE</b>	<b>W</b> - 32 - AFF AZ-DB1 Willard High School <b>W</b> - 32 - AFF 99911 Deanna Beaton	<b>W</b> - 36 - AFF CG-DB2 Jefferson City High School #2 <b>W</b> - 36 - AFF 9998 Mitchell Smith	<b>W</b> - 37 - Neg DB-DB1 Lee's Summit North High School <b>W</b> - 37 - Neg 99914 Jazmin Burrell		<b>8-0</b> 373.34	<b>2nd</b>
Bryce Isbell	46.67 (1.17) 46.67 (1.17)	49.00 (1.00) 49.00 (1.00)	49.00 (1.00) 46.00 (2.00)	42.00 (1.00) 45.00 (1.00)		373.34	1st
Charles Johnson						0.00	1st
<b>46</b> Warrensburg High School (1)	<b>L</b> - 52 - Neg BC-DB1 Webb City High School <b>L</b> - 52 - Neg 99924 Katelyn Lutz	<b>L</b> - 57 - AFF BB-DB1 Truman High School <b>L</b> - 57 - AFF 99914 Jazmin Burrell	<b>L</b> - 51 - AFF CV-DB1 Ladue Horton Watkins High School #1 <b>L</b> - 51 - AFF 9997 Miles Reed	<b>L</b> - 35 - AFF 9995 Emma McIntyre <b>L</b> - 35 - AFF CG-DB1 Jefferson City High School #1		<b>0-8</b> 347	<b>24th</b>
Bobbi Gums	43.00 (4.00) 45.00 (4.00)	44.00 (4.00) 44.00 (4.00)	39.00 (4.00) 48.00 (4.00)	40.00 (2.00) 44.00 (2.00)		347.00	1st
Paul Schleer						0.00	1st

## MSHSAA State Championships Public Forum Debate

Competitor	Round 1	Round 2	Round 3	Round 4	Round 5	Totals	Results
<b>47</b> Warrensburg High School (1)	<b>W</b> - 40 - AFF DE-DB1 Park Hill South High School <b>W</b> - 40 - AFF 9997 Miles Reed	<b>W</b> - 42 - AFF 9994 Danielle Martin <b>L</b> - 42 - AFF 0841 Seneca High School #2	<b>W</b> - 33 - AFF CD-DB1 Jackson High School <b>W</b> - 33 - AFF 99925 Garrett Pratt	<b>BYE</b>		<b>7-1</b> 382.66	<b>5th</b>
Spencer Tauchen						0.00	1st
Abdala Yousef	47.00 (1.00) 47.00 (4.00)	50.00 (3.00) 47.00 (4.00)	49.00 (2.00) 47.00 (2.00)	47.83 (2.67) 47.83 (2.67)		382.66	1st
<b>48</b> Lee's Summit High School (9)	<b>W</b> - 32 - AFF CP-DB1 Staley High School <b>L</b> - 32 - AFF 99918 Whitney Jury	<b>L</b> - 36 - AFF 9997 Miles Reed <b>W</b> - 36 - AFF 0841 Seneca High School #2	<b>W</b> - 37 - Neg DI-DB1 Farmington High School <b>L</b> - 37 - Neg 99919 Devin Kelsey	<b>L</b> - 34 - AFF CG-DB1 Jefferson City High School #1 <b>L</b> - 34 - AFF 9992 Kirk Gandy		<b>3-5</b> 354	<b>16th</b>
Samantha Burrow						0.00	1st
Rebecca Stevick	48.00 (2.00) 43.00 (1.00)	40.00 (1.00) 45.00 (1.00)	48.00 (1.00) 42.00 (4.00)	46.00 (3.00) 42.00 (2.00)		354.00	1st
<b>50</b> Savannah High School (3)	<b>W</b> - 43 - Neg CO-DB1 Hickman High School <b>L</b> - 43 - Neg 0841 Seneca High School #2	<b>L</b> - 52 - Neg 9997 Miles Reed <b>L</b> - 52 - Neg CH-DB1 Camdenton High School	<b>W</b> - 39 - Neg 99919 Devin Kelsey <b>L</b> - 39 - Neg DI-DB1 Farmington High School	<b>L</b> - 51 - AFF DB-DB1 Lee's Summit North High School <b>W</b> - 51 - AFF 99914 Jazmin Burrell		<b>3-5</b> 355	<b>17th</b>
Payton Englert						0.00	1st
Paris Nichols	46.00 (2.00) 43.00 (2.00)	42.00 (3.00) 48.00 (1.00)	47.00 (3.00) 47.00 (2.00)	39.00 (4.00) 43.00 (4.00)		355.00	1st
<b>51</b> West Plains High School (6)	<b>L</b> - 53 - Neg 99918 Whitney Jury <b>W</b> - 53 - Neg CP-DB1 Staley High School	<b>W</b> - 41 - Neg 99923 Jerome Link <b>W</b> - 41 - Neg CG-DB1 Jefferson City High School #1	<b>W</b> - 46 - Neg CV-DB1 Ladue Horton Watkins High School #1 <b>W</b> - 46 - Neg 9997 Miles Reed	<b>L</b> - 50 - Neg 99914 Jazmin Burrell <b>W</b> - 50 - Neg DB-DB1 Lee's Summit North High School		<b>6-2</b> 369	<b>9th</b>
Laura Grisham						0.00	1st
Caleb Gill	44.00 (4.00) 48.00 (3.00)	49.00 (1.00) 48.00 (4.00)	49.00 (2.00) 48.00 (2.00)	43.00 (1.00) 40.00 (1.00)		369.00	1st
<b>52</b> Central (Springfield) High School (8)	<b>W</b> - 46 - AFF BC-DB1 Webb City High School <b>W</b> - 46 - AFF 99924 Katelyn Lutz	<b>W</b> - 50 - AFF CH-DB1 Camdenton High School <b>W</b> - 50 - AFF 9997 Miles Reed	<b>W</b> - 42 - AFF CF-DB1 Warrenton High School <b>L</b> - 42 - AFF 99923 Jerome Link	<b>L</b> - 33 - AFF CO-DB1 Hickman High School <b>W</b> - 33 - AFF 99912 Joe Blasdel		<b>6-2</b> 382	<b>10th</b>
Matthew Gibson						0.00	1st
Hayley Miller	50.00 (2.00) 49.00 (1.00)	49.00 (3.00) 48.00 (1.00)	47.00 (4.00) 46.00 (4.00)	45.00 (3.00) 48.00 (1.00)		382.00	1st
<b>53</b> Carthage High School (5)	<b>W</b> - 51 - AFF 99918 Whitney Jury <b>L</b> - 51 - AFF CP-DB1 Staley High School	<b>W</b> - 35 - AFF 99911 Deanna Beaton <b>W</b> - 35 - AFF AZ-DB1 Willard High School	<b>W</b> - 34 - AFF 9997 Miles Reed <b>L</b> - 34 - AFF CV-DB1 Ladue Horton Watkins High School #1	<b>W</b> - 43 - Neg CR-DB1 Parkview High School <b>W</b> - 43 - Neg 99937 Sean Qureshi		<b>6-2</b> 370	<b>8th</b>
Lucas Monroe	46.00 (1.00) 48.00 (4.00)	49.00 (1.00) 47.00 (1.00)	49.00 (1.00) 41.00 (3.00)	43.00 (1.00) 47.00 (4.00)		370.00	1st
Quentin Cooper						0.00	1st
<b>54</b> Parkway South High School (4)	<b>W</b> - 31 - Neg 99924 Katelyn Lutz <b>W</b> - 31 - Neg BC-DB1 Webb City High School	<b>W</b> - 38 - Neg CK-DB1 Monett High School <b>W</b> - 38 - Neg AM-DB1 Marshall High School	<b>BYE</b>	<b>L</b> - 41 - Neg XA-DB1 Harrisonville High School <b>W</b> - 41 - Neg 99927 Kevin Conner		<b>7-1</b> 390.66	<b>3rd</b>
Asha Thanki	50.00 (1.00) 50.00 (1.00)	48.00 (1.00) 48.00 (1.00)	48.83 (1.17) 48.83 (1.17)	47.00 (2.00) 50.00 (1.00)		390.66	1st
Pavan Yalla						0.00	1st
<b>56</b> Liberty High School (3)	<b>W</b> - 42 - Neg 9995 Emma McIntyre <b>W</b> - 42 - Neg DB-DB1 Lee's Summit North High School	<b>W</b> - 33 - AFF CV-DB2 Ladue Horton Watkins High School #2 <b>W</b> - 33 - AFF 0551 Fort Osage High School #2	<b>BYE</b>	<b>W</b> - 32 - AFF 99937 Sean Qureshi <b>L</b> - 32 - AFF CR-DB1 Parkview High School		<b>7-1</b> 380	<b>4th</b>
Jimmy Sitzman	47.00 (3.00) 46.00 (3.00)	48.00 (2.00) 47.00 (1.00)	47.50 (2.00) 47.50 (2.00)	47.00 (1.00) 50.00 (2.00)		380.00	1st
Kathrine Kuhlmann						0.00	1st

## MSHSAA State Championships Public Forum Debate

Competitor	Round 1	Round 2	Round 3	Round 4	Round 5	Totals	Results
<b>57</b> Joplin High School (5)	<b>W</b> - 41 - Neg DJ-DB1 Pattonville High School <b>L</b> - 41 - Neg 9997 Miles Reed	<b>W</b> - 46 - Neg BB-DB1 Truman High School <b>W</b> - 46 - Neg 99914 Jazmin Burrell	<b>L</b> - 31 - Neg 99925 Garrett Pratt <b>L</b> - 31 - Neg CD-DB1 Jackson High School	<b>L</b> - 42 - Neg AM-DB1 Marshall High School <b>L</b> - 42 - Neg 99911 Deanna Beaton		<b>3-5</b> 376	<b>18th</b>
Drew Cox						0.00	1st
Christine Miranda	50.00 (3.00) 45.00 (4.00)	49.00 (2.00) 50.00 (2.00)	38.00 (4.00) 48.00 (4.00)	49.00 (3.00) 47.00 (4.00)		376.00	1st

This tournament is being run using SpeechWire Tournament Services software - [www.SpeechWire.com](http://www.SpeechWire.com).  
 © 2004-2013 Ben Stewart - All Rights Reserved. SpeechWire version 4.18.009.